

Director of Operations - Utility Staff Report

Date: August 21, 2024
To: Board of Directors
From: Travis Bohannon, Interim Director of Operations
Subject: August Utility Report

WATER

Water Treatment Facility

Both plants are currently in operation and the plant is producing about 2.88 MGD to meet demand. In regard to the recent taste and odor issues, we are currently feeding Powder Activated Carbon (PAC) into plant 2. We cannot feed the PAC into plant 1 because it will damage the membranes. The water will blend in the distribution system, but due to the constraints of plant 1, there might be some small residual taste and odor in the water until the heat comes down.

Water Consumption

As of August 1, 2024, the total potable water production for 2024 is 296 MG or 908.72 acre-ft.

Raw Water Storage & Delivery

As of July 31, 2024, the total water currently stored between Clementia, Chesbro, and Calero is 1210.7 Mgal or 3716.2 acre-ft.

33" Raw Water Line Update:

After evaluation of the break, it has been decided that a 10' section of the pipe needs to be removed and replaced. I will be giving a complete update later in the meeting on Agenda item #14.

Table 1. Current water and wastewater storage as of July 31, 2024

	acre-ft July 2024	acre-ft full	MGal July 2024	MGal Full	%full
Clementia Storage	953.2	907.0	310.5	295.5	105.1%
Chesbro Storage	769.7	1027.0	250.8	372.3	74.9%
Calero Storage	1993.3	2323.6	649.4	756.9	85.8%
Total of all Raw Water Reservoirs	3716.2	4257.6	1210.7	1424.7	87.3%
Wastewater Storage Reservoir available for production	216.8	796.3	70.7	254.6	27.2%

Figure 1. Cumulative Raw Water Pumping and Cosumnes River Flow Water Year 23-24'

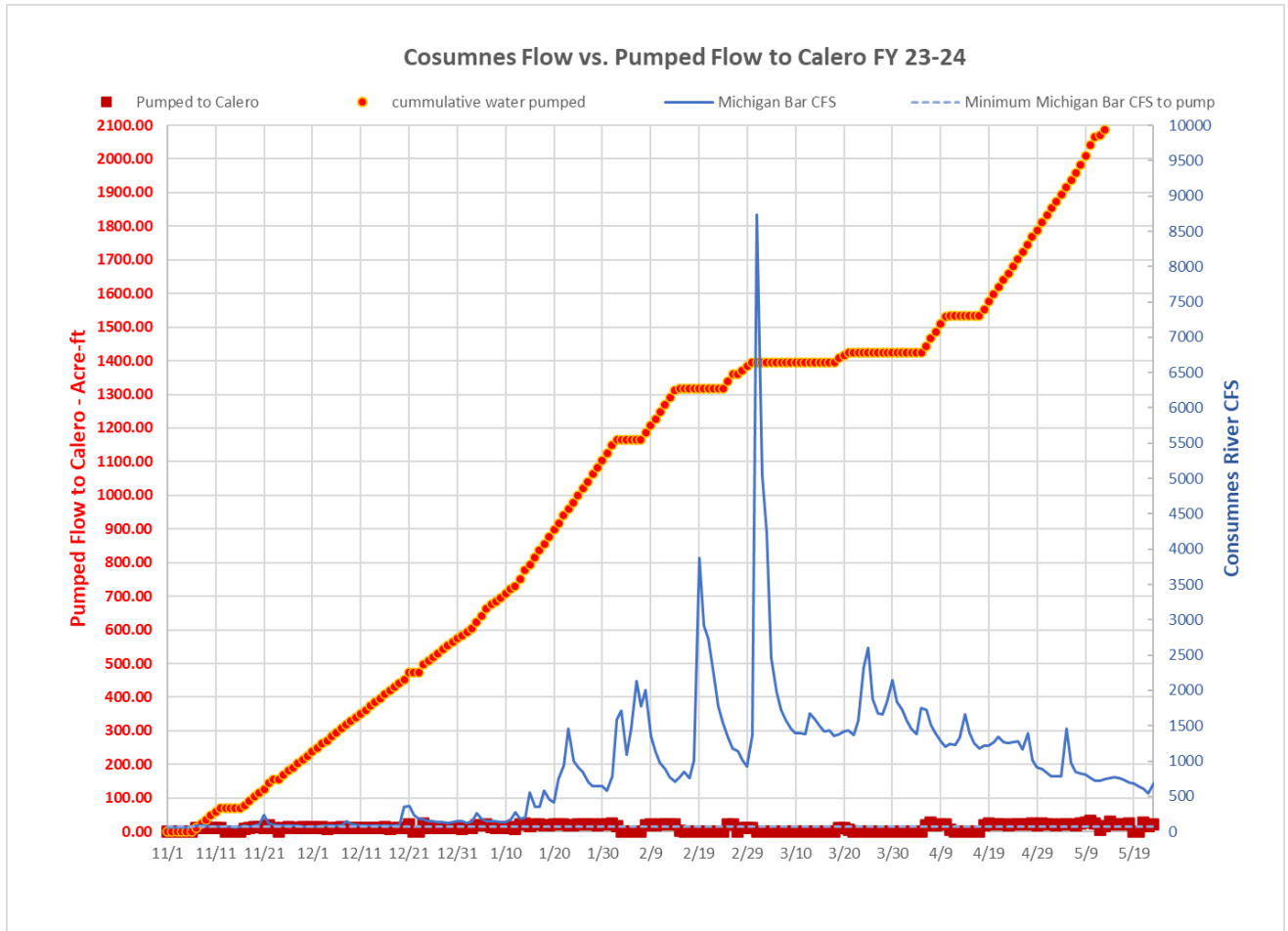


Figure 2. Five-year Combined Chesbro / Calero Storage Curves

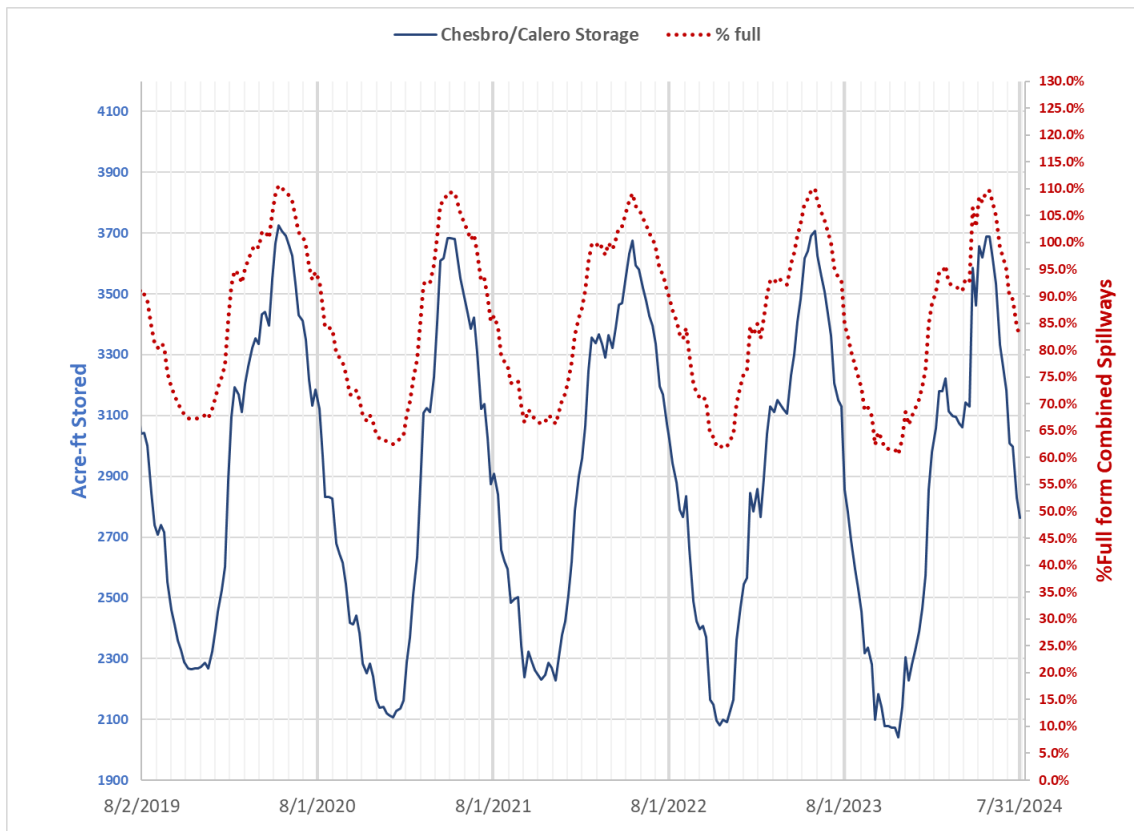
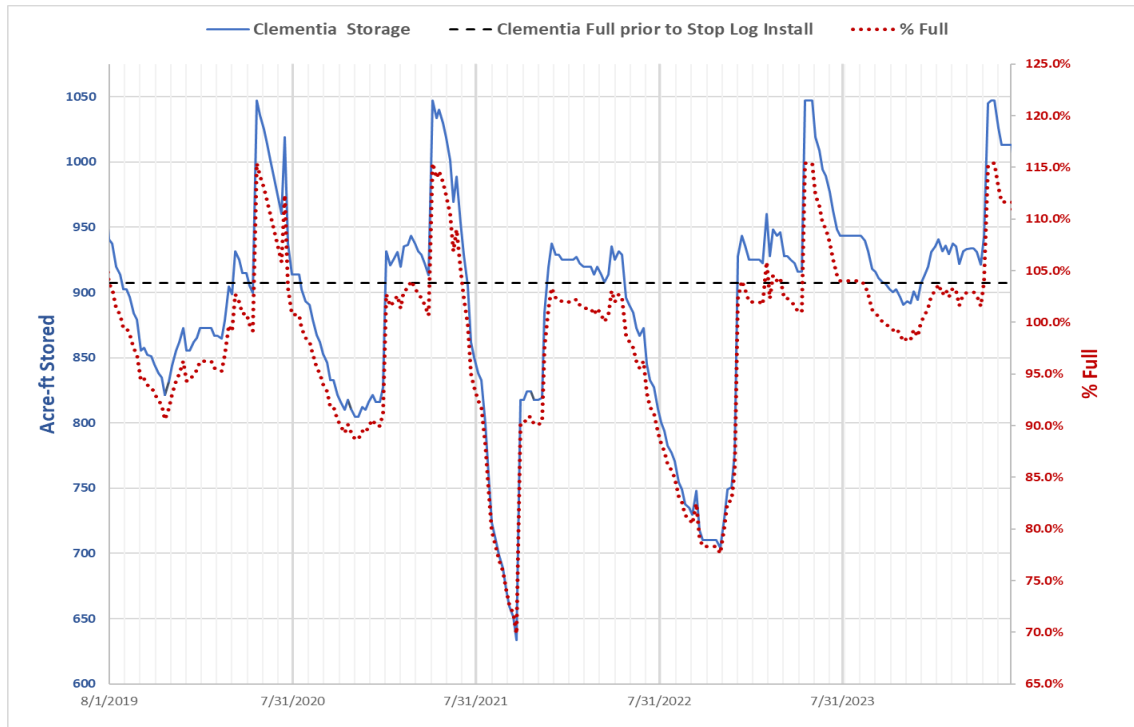


Figure 3. Five-year Clementia Storage Curves



SEWER

Wastewater Facility

The tertiary process of the wastewater facility is currently running at about .9 Mgd and is currently sending water to the golf course. The current average influent flow to the wastewater facility for April was 0.38 million gallons per day.

UTILITY CREW WORK

Utility activity report for July 2024

Utility field service crew responded to and completed the following.

- 1) The district had eleven work orders in the month of July. The work orders are for final reads, rebates, meter swaps request, issues with homeowner water usage concerns and water lock offs and or restore a water service.
- 2) USA North, we had 25 field markings for 811 USA locations completed. This is to mark RMCSO utilities before any dirt work is completed.
- 3) Water Issues H/O, we had five homeowners call in for water taste and odor complaints, the utilities crew flushed the distribution system in their areas, and it helped with the problem. Other issues were high water issues. Three homeowners complained of high-water bills. These turned out to be a water leak on the homeowner's side of the meter and they were notified that they would be responsible for repairing it.
- 4) District Water Issues, we had five water leaks to repair in the month of July. The water leak had new service lines installed and or repaired.
- 5) Water Meter Work is on hold currently while looking into new water meter system for the district. Six water meters were installed at the Riverview development
- 6) Sewer Issues, Utilities crew spent five days hydro jetting all the sewer main lines in unit six. This was for preventative maintenance along with preparing for unit six to have the contracted sewer camera person in to complete a NASSCO sewer pipe rating completed. This is to place a condition assessment on all the gravity sewer pipes in this area. There were several areas that needed work, but we are waiting for the report as of now.
- 7) Several days were spent cleaning the Chesbro protection ditch (V-Ditch) in the month of July along with cutting weeds in ditches.

FY 23-24 Capital Improvements Program (CIP) update

Information for capital projects has been updated for the current fiscal year 23-24. The attached matrix has been created to track and maintain the status of projects.

SB 170 Projects Update

Water Treatment Facility Sodium Hypochlorite Conversion – (No change since last month)

Recycled Water Disinfection Project – Dewberry has provided a 90% completion drawing. They will be focusing on getting the hypo conversion part of the drawing completed to be able to send to bid by September.

Granlees Safety Improvements – This project is scheduled to start the first week of September. The contractor is waiting for parts to begin.

DEVELOPMENT

Retreats

West – This project was completed back in 2019.

Total build out lots: 22 Total Existing Connections: 22

North & East – The District has come to an agreement with the developer for the last 17 service connections based on the terms of the Interim Security Agreement.

Total build out lots: 62 Total Existing Connections: 45

Residence of Murieta Hills East & West – The Developer is finished with the rough grading. Veerkamp started doing the underground sewer line input throughout the whole development and started installing water main lines on 8/12/24.

Total build out lots: 198 Total Existing Connections: 0

Riverview – Phase 1B is in the current construction phase for new homes. Phase 2 underground work has started with 95% of new sewer and water main lines installed. The drainage system is about 80% complete, and currently working on drainage inlets.

Phase 1A/1B

Total build out lots: 30 Total Existing Connections: 26

Phase 2

Total build out lots: 110 Total Existing Connections: 0

Rancho North –Currently there are no outstanding review items.

Total build out lots A-H : 697 (multiple phases) Total Existing Connections: 0

Total build out lots 39-acre Parcel: 248 units including 160 multi-family units and 88 single family lots

Total Existing Connections: 0

Murieta Gardens Commercial – No Update

Total build out lots: 14

Total existing connections: 10