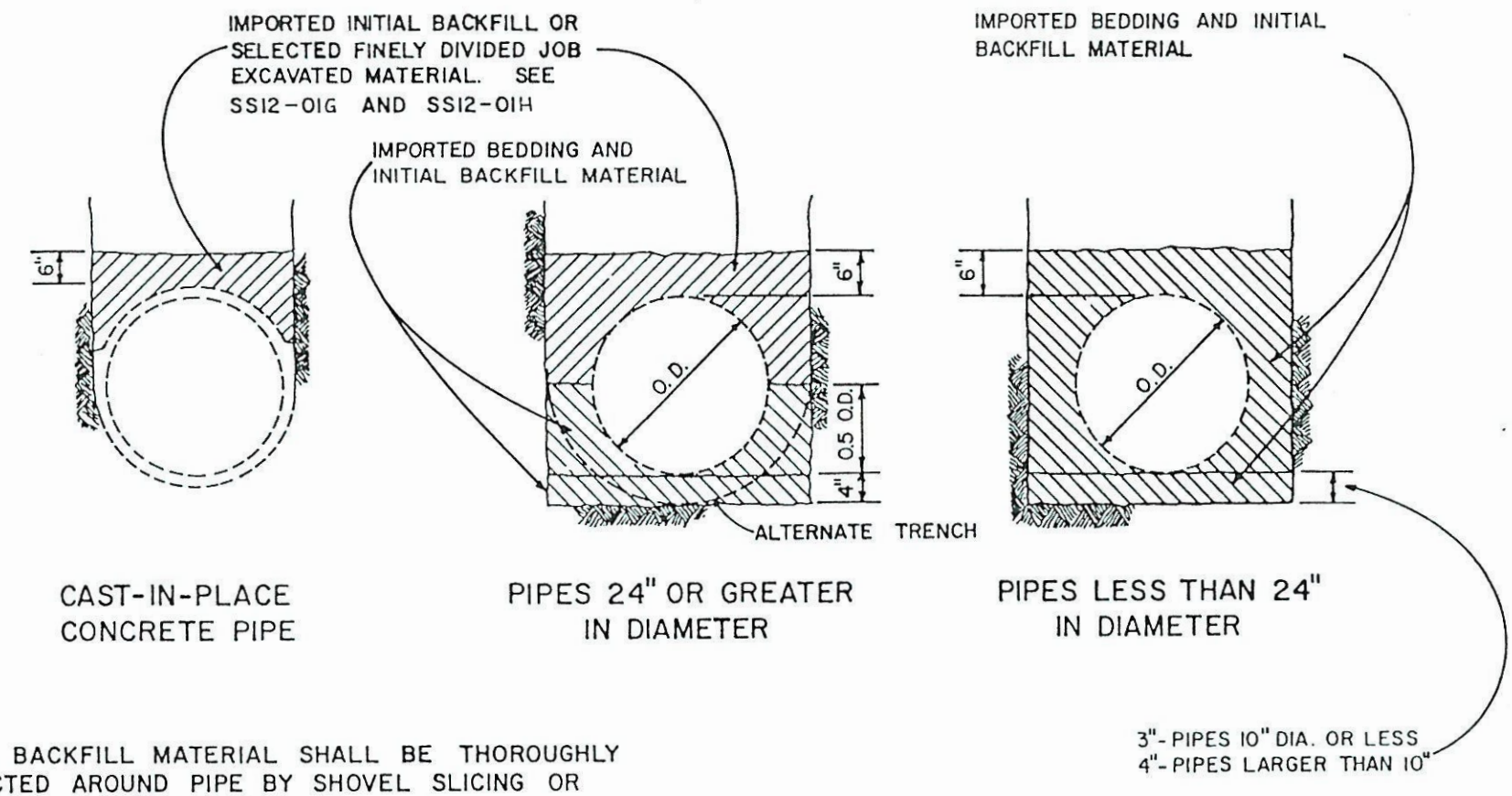

NOTES:

1. INITIAL BACKFILL MATERIAL SHALL BE THOROUGHLY COMPACTED AROUND PIPE BY SHOVEL SLICING OR TAMPING PER SS12-01G AND SS12-01H.
2. TRENCH WIDTH SHALL CONFORM TO SS10-03.
3. BEDDING AND INITIAL BACKFILL MATERIAL SHALL CONFORM TO SS12-01G AND SS12-01H.
4. BEDDING AND INITIAL BACKFILL FOR PVC & RIBBED METAL PIPE SHALL BE CRUSHED ROCK. SAND & GRAVEL WILL NOT BE PERMITTED.

APPROVED BY:

RANCHO MURIETA COMMUNITY SERVICES DISTRICT	
PIPE BEDDING AND INITIAL BACKFILL (DRAINAGE)	
SCALE: DATE: DRAWN BY:	R-4A

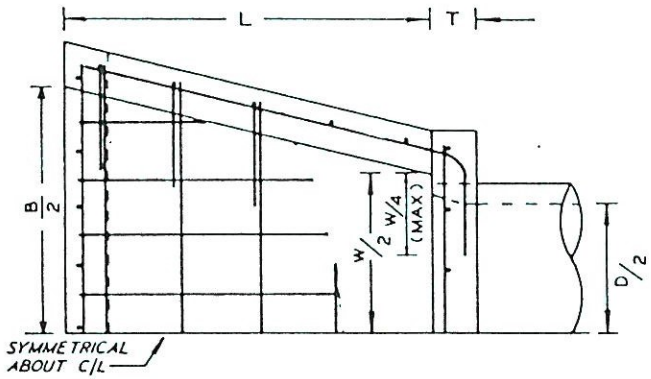

TOP VIEW

DIMENSIONS & REINFORCING

D	W	B	L	T	ALL REINFORCING
33"	3'-5"	5'-3"	4'-0"	6"	#5 @ 12"
36"	3'-8"	5'-8"	4'-2"	6"	#5 @ 12"
42"	4'-4"	6'-4"	4'-8"	6"	#5 @ 12"
48"	4'-10"	7'-2"	5'-2"	8"	#6 @ 12"
54"	5'-4"	8'-0"	6'-0"	8"	#6 @ 12"
60"	6'-0"	8'-10"	6'-6"	8"	#6 @ 12"

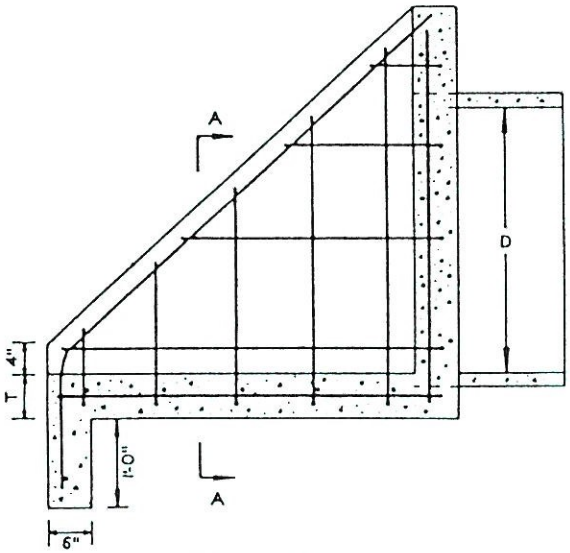

SIDE VIEW

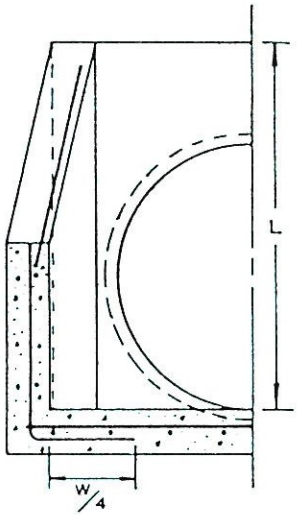

HALF SECTION A-A

NOTES.

1. "B" MAY BE REDUCED IF REQUIRED BY CHANNEL DIMENSIONS.
2. REINFORCING BAR SPACING SHOWN IS MAXIMUM SPACING.
3. USE CLASS 'B' CONCRETE.

REDUCED

APPROVED BY:

RANCHO MURIETA COMMUNITY SERVICES DISTRICT

PIPE INLET STRUCTURE

SCALE:
DATE:
DRAWN BY:

R-17