



RANCHO MURIETA COMMUNITY SERVICES DISTRICT

15160 Jackson Road, Rancho Murieta, CA 95683

Office - 916-354-3700 Fax – 916-354-2082

COMMUNICATION & TECHNOLOGY COMMITTEE

(Directors John Merchant and Linda Butler)

Regular Meeting

January 7, 2021 at 8:30 a.m.

This meeting will be held via ZOOM video conference only pursuant to Gov. Newsom Executive Order N-29-20. You can join the conference by (1) logging on to <https://us02web.zoom.us/j/82699472011>, entering Meeting ID no. 826 9947 2011, and using the audio on your computer, or (2) dialing into 1-669-900-9128 and entering the meeting code 826 9947 2011. Those wishing to join with audio only can simply call the telephone number above and enter the code. Participants wishing to join the call anonymously have the option of dialing *67 from their phone. Please refer to your telephone service provider for specific instructions. ***PLEASE NOTE – MOBILE DEVICE USERS MAY NEED TO INSTALL AN APP PRIOR TO USE AND MAC AND PC DESKTOP AND LAPTOP USES WILL REQUIRE YOU TO RUN A ZOOM INSTALLER APPLICATION – PLEASE FOLLOW DIRECTIONS AS PROVIDED BY ZOOM. IT IS RECOMMENDED YOU ATTEMPT TO LOGIN AT LEAST 5 MINUTES BEFORE THE START OF THE MEETING.***

AGENDA

1. Call to Order
2. Comments from the Public
3. Monthly Website and Social Media Update
4. Keeping Track of Current Issues Report
5. Discuss Options for NextDoor Account
6. Review Water Smart Webinar Schedule
7. Directors & Staff Comments/Suggestions
8. Adjournment

"In accordance with California Government Code Section 54957.5, any writing or document that is a public record, relates to an open session agenda item and is distributed less than 24 hours prior to a special meeting, will be made available for public inspection in the District offices during normal business hours. If, however, the document is not distributed until the regular meeting to which it relates, then the document or writing will be made available to the public at the location of the meeting."

In compliance with the Americans with Disabilities Act and Executive Order No. N-29-20, if you are an individual with a disability and you need a disability-related modification or accommodation to participate in this meeting or need assistance to participate in this teleconference meeting, please contact the District Office at 916-354-3700 or awilder@rmcsd.com. Requests must be made as soon as possible.

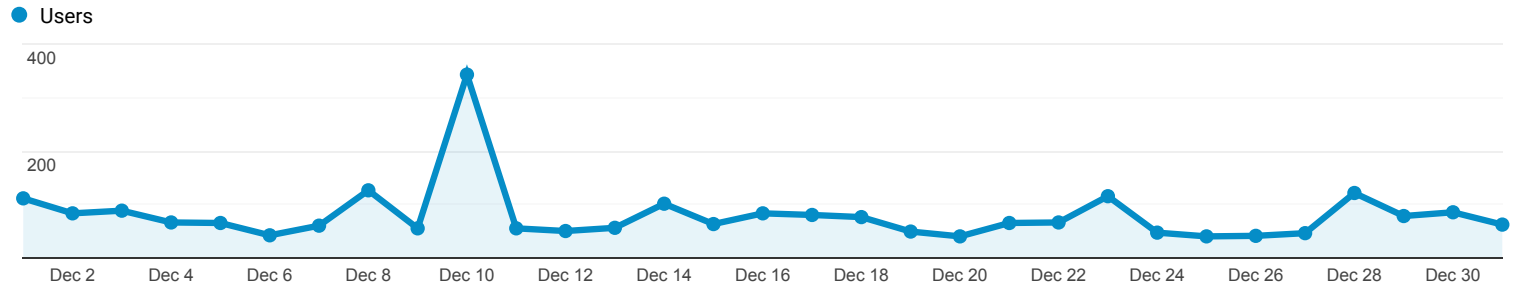
Note: This agenda is posted pursuant to the provisions of the Government Code commencing at Section 54950. The date of this posting is January 4, 2021. Posting locations are: 1) District Office; 2) Post Office; 3) Rancho Murieta Association; 4) Murieta Village Association.

RMCS D Website Stats

Dec 1, 2020 - Dec 31, 2020

All Users
100.00% Users

RMCS D Website Visitors



Region	Users	New Users	Hits	Sessions	Number of Sessions per User	Pageviews	Pages / Session	Avg. Session Duration
	2,032 % of Total: 100.00% (2,032)	1,860 % of Total: 100.00% (1,860)	5,780 % of Total: 100.00% (5,780)	2,885 % of Total: 100.00% (2,885)	1.42 % of Total: 100.00% (1.42)	5,747 % of Total: 100.00% (5,747)	1.99 Avg for View: 1.99 (0.00%)	00:01:44 Avg for View: 00:01:44 (0.00%)
1. California	969 (47.45%)	801 (43.06%)	4,453 (77.04%)	1,785 (61.87%)	1.84 (130.38%)	4,434 (77.15%)	2.48	00:02:35
2. Illinois	384 (18.81%)	384 (20.65%)	390 (6.75%)	385 (13.34%)	1.00 (70.96%)	388 (6.75%)	1.01	00:00:02
3. Oregon	274 (13.42%)	273 (14.68%)	287 (4.97%)	276 (9.57%)	1.01 (71.30%)	284 (4.94%)	1.03	00:00:03
4. (not set)	108 (5.29%)	106 (5.70%)	150 (2.60%)	109 (3.78%)	1.01 (71.44%)	149 (2.59%)	1.37	00:00:43
5. Ohio	51 (2.50%)	51 (2.74%)	52 (0.90%)	51 (1.77%)	1.00 (70.78%)	52 (0.90%)	1.02	<00:00:01
6. La Rioja Province	44 (2.15%)	44 (2.37%)	44 (0.76%)	44 (1.53%)	1.00 (70.78%)	44 (0.77%)	1.00	00:00:00
7. Virginia	27 (1.32%)	27 (1.45%)	27 (0.47%)	27 (0.94%)	1.00 (70.78%)	27 (0.47%)	1.00	00:00:00
8. New York	23 (1.13%)	21 (1.13%)	28 (0.48%)	26 (0.90%)	1.13 (80.01%)	27 (0.47%)	1.04	<00:00:01
9. Texas	19 (0.93%)	16 (0.86%)	66 (1.14%)	27 (0.94%)	1.42 (100.58%)	66 (1.15%)	2.44	00:01:08
10. Massachusetts	13 (0.64%)	11 (0.59%)	48 (0.83%)	18 (0.62%)	1.38 (98.00%)	48 (0.84%)	2.67	00:05:00

Rows 1 - 10 of 56

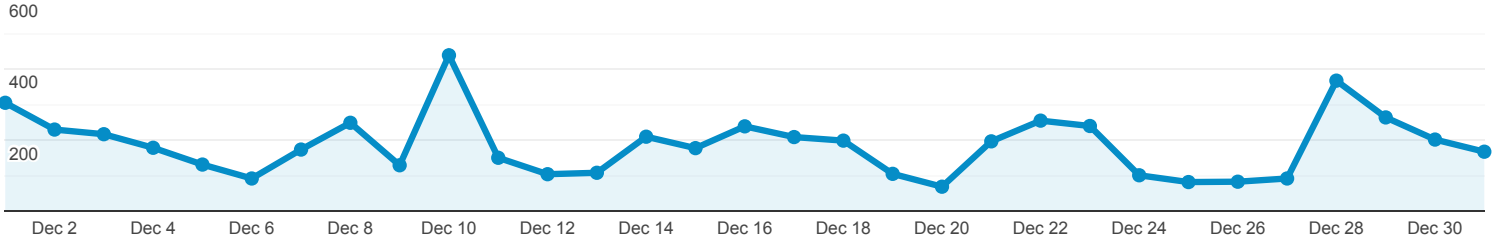
RMCS D Website Stats

Dec 1, 2020 - Dec 31, 2020

All Users
100.00% Users

RMCS D Pages

Pageviews



Destination Page	Pageviews	Unique Pageviews	Avg. Time on Page
	5,747 % of Total: 100.00% (5,747)	4,711 % of Total: 100.00% (4,711)	00:01:45 Avg for View: 00:01:45 (0.00%)
1. /	1,405 (24.45%)	1,097 (23.29%)	00:01:32
2. /employment-opportunities	461 (8.02%)	356 (7.56%)	00:02:01
3. /how-to-pay-my-bill	291 (5.06%)	201 (4.27%)	00:01:43
4. /2020-board-meetings	178 (3.10%)	151 (3.21%)	00:04:33
5. /2020-committee-meetings	150 (2.61%)	121 (2.57%)	00:04:33
6. /salary-schedules	115 (2.00%)	94 (2.00%)	00:03:04
7. /development-projects	114 (1.98%)	68 (1.44%)	00:01:19
8. /security-department	106 (1.84%)	90 (1.91%)	00:00:59
9. /district-office-and-phone-numbers	104 (1.81%)	87 (1.85%)	00:02:49
10. /riverview-update	104 (1.81%)	67 (1.42%)	00:02:06

Rows 1 - 10 of 346

Page Summary Last 28 days *

Export Data 

Results from Dec 7, 2020 - Jan 3, 2021

Note: Does not include today's data. Insights activity is reported in the Pacific time zone. Ads activity is reported in the time zone of your ad account.

■ Organic ■ Paid

Actions on Page ⓘ

December 7 - January 3

3

Total Actions on Page ▲ 50%



Page Views ⓘ

December 7 - January 3

72

Total Page Views ▲ 20%



Page Previews ⓘ

December 7 - January 3



We have insufficient data to show for the selected time period.

Page Likes ⓘ

December 7 - January 3

5

Page Likes ▲ 400%



Post Reach ⓘ

December 7 - January 3

251

People Reached ▲ 2%



Story Reach ⓘ

December 7 - January 3

Get Story Insights

See stats on how your Page's recent stories have performed.

[Learn More](#)

Recommendations ⓘ

December 7 - January 3



We have insufficient data to show for the selected time period.

Post Engagement ⓘ

December 7 - January 3

25

Post Engagement ▲ 14%



Videos ⓘ

December 7 - January 3



We have insufficient data to show for the selected time period.

Page Followers ⓘ

December 7 - January 3

5

Page Followers ▲ 150%



WaterSmart Webinars



For More Information:

bewatersmart.info/webinars

Do's and Don'ts for Front Yard Renovations

Date: January 28, 2021, 12 noon to 1 p.m.
Host: Sacramento Suburban Water District
Trainers: Soleil Tranquilli, Marcia Scott, Cheryl Buckwalter

Young Tree Pruning

Date: February 4, 2021, 12 noon to 1 p.m.
Trainers: Sacramento Tree Foundation

Landscape Design with Cost in Mind

Date: February 25, 2021, 12 noon to 1 p.m.
Host: City of Sacramento
Trainers: Cheryl Buckwalter, Marcia Scott, Soleil Tranquilli

How Much Water Does Your Landscape Really Need?


Date: March 25, 2021, 12 noon to 1 p.m.
Host: City of Roseville
Trainers: Cheryl Buckwalter, Marcia Scott, Soleil Tranquilli

Drought Tolerant/Mediterranean Climate Gardens

Date: March 31, 2021, 12 noon to 1 p.m.
Host: California American Water
Trainer: Marlene Simon, the "Plant Lady"

Creating a Pollinator Garden

Date: April 14, 2021, 12 noon to 1 p.m.
Host: California American Water
Trainer: Marlene Simon, the "Plant Lady"



For More Information: bewatersmart.info/webinars