

RESOLUTION NO. R2020-04

**A RESOLUTION OF THE BOARD OF DIRECTORS
OF THE RANCHO MURIETA COMMUNITY SERVICES DISTRICT
UTILITY EASEMENT ACTIONS**

BE IT RESOLVED by the Board of Directors of the Rancho Murieta Community Services District that the District approve the following Grant of Easements from Murieta Marketplace LLC, to Rancho Murieta Community Services District, copies of which are attached

- **Easement 1:** Accept Grant of 15-foot Waterline Easement over and across a portion of Lot 4, (Murieta Shopping Center). Portion of APN 073-0890-004
- **Easement 2:** Accept Grant of 15-foot Waterline Easement over and across a portion of Lot 4 and Resultant Parcel 1 (Murieta Shopping Center). Portion of APN 073-0890-004 and 073-0890-028
- **Easement 3:** Accept Grant of 15-foot Waterline Easement over and across a portion of Resultant Parcel 1 (Portion of Lot 5, Murieta Shopping Center). Portion of APN 073-0890-028

It is hereby accepted by the Board of Directors on behalf of the District, that the Board of Directors does hereby authorize and consent to the recordation of the previously described grant of easements, and that the District Secretary is authorized and directed to record the easements with the Sacramento County Recorder's Office.

PASSED AND ADOPTED this 17th day of June, 2020 by the following vote:

Ayes: *Maybee, Jenco, Butler, Merchant*

Noes: *None*

Abstain: *None*

Absent: *None*



Timothy L. Maybee, President of the Board
Rancho Murieta Community Services District

Attest:



Amelia Wilder

District Secretary



Rancho Murieta Community Services District

Mission Statement

The mission of Rancho Murieta Community Services District is to take a leadership role in responding to the needs of the residents. The District will deliver superior community services efficiently and professionally at a reasonable cost while responding to and sustaining the enhanced quality of life the community desires.

Purpose

The Rancho Murieta Community Services District (District) was formed in 1982 by State Government Code 61000 to provide essential services in Rancho Murieta. The District provides the following services:

- Security
- Water supply collection, treatment, and distribution
- Wastewater collection, treatment, and reuse
- Storm drainage collection and disposal
- Solid waste collection

The District encompasses 3,500 acres, five and a half square miles. Land uses included in the approved master plan call for residential development on 1,981 acres of single-family residences, townhouses, apartments, and mobile homes for a total of 5,189 units. The District currently maintains over \$56,000,000 in plant, property, and equipment assets.

Population

Highlights from the 2010 Census demographic profiles show total population in Rancho Murieta at 5,488, with the median age being 50.8 years. The average household size is 2.39 persons per household.

Latent Powers

In June of 1982, after local registered voters petitioned the County and public hearings were held, the voters approved the formation of the Rancho Murieta Community Services District and elected five directors. The election resulted in voter approval for the District to provide:

Police protection/security services, road construction and maintenance, landscape maintenance, drainage construction and maintenance, public recreation, and street lighting.

Subsequently, the voters authorized the District to provide all municipal services authorized in the California Government Code, as well as some special services authorized by the legislature. Those services approved by the voters of Rancho Murieta include:

Fire protection, ambulance, libraries, mosquito abatement, airports, garbage or refuse, transportation services, water and sewer, conversion of existing overhead electric and communication facilities to underground locations, construction improvements of bridges, culverts, curbs, gutters, drains and works incidental to road construction and maintenance.

Later special legislation expanded the District's latent powers to include:

Television and television related services, burglar and fire alarm facilities, issuance of revenue bonds, enforcement of CC&R's (Covenants, Conditions, and Restrictions), hydroelectric power generating facilities and transmission lines.

Security

Two of the most important reasons for living in Rancho Murieta are the privacy and security. Residents enjoy 24-hour patrol 7 days a week. Entrances into the private residential areas are also staffed 24 hours a day and have automated access lanes for residents with barcodes on their vehicles.

Water Source and Storage

The source of water for all uses is the Cosumnes River plus some direct rainfall into reservoir watersheds. State water rights permit diversion for municipal usage only during winter and spring months. Raw water is diverted from the river at Granlees Dam and pumped into reservoirs Calero, Chesbro, and Clementia. When full, these reservoirs have the capacity to supply all municipal needs at full build-out, with reasonable conservation practices, for at least two years.

Water Treatment and Distribution

Raw water, primarily from reservoirs Calero and Chesbro, is treated to potable standards at a treatment plant located at the north end of Clementia reservoir.

Wastewater Collection, Storage, and Reuse

Imposed at the formation of Rancho Murieta, state regulations prohibit any discharge of wastewater into the Cosumnes River. Regulations require treated wastewater to be used for irrigation of golf courses. In the future, as the community grows, the District has approved the use of recycled water for residential irrigation in areas of new development where the District determines it is reasonable and economically feasible.

When needed for irrigation, the stored, partially treated wastewater is processed through a state-of-the-art tertiary system. The golf courses use this treated effluent to supplement and/or replace raw river water and to reduce wastewater reservoir levels.

Storm Drainage

Storm water and irrigation runoff is collected in the drainage system throughout the community. A major component of Rancho Murieta's storm drainage system is the extensive amount of natural swales, streams, and tributaries. Runoff is filtered through detention ponds prior to being returned to the Cosumnes River. In addition, the District maintains levees that protect the low-lying areas from flooding.

Solid Waste

In 2005 the District added Solid Waste Collection and Disposal to the services it provides for the community. The District contracts with California Waste Recovery Systems for the provisions of solid waste collection and disposal services to residents of Rancho Murieta.

Governance

The affairs of the District are directed by a five member Board of Directors elected at large by the registered voters residing within the District. The board members serve four-year staggered terms. The District board is responsible, among other things, for passing ordinances, adopting the budget, appointing committees, and hiring the District's general manager. The District's general manager is responsible for carrying out the policies and ordinances of the District board, for overseeing the day-to-day operations of the District, and for appointing the heads of the various District departments.

All business of the District is conducted at regular, monthly meetings of the Board. These regular meetings are held the third Wednesday of every month at the District Office located at 15160 Jackson Road with the public session starting at 5:00 p.m. All meetings are open to the public.

Long Term Financial Planning

The District currently maintains over \$56,000,000 in plant, property, and equipment assets. The District's Reserve Policy 2012-07 is a financial policy guided by sound accounting principles of public fund management. The policy establishes several reserve funds to minimize adverse annual budgetary impacts from anticipated and unanticipated District expenses.

The following reserves are covered under the policy:

- Capital Replacement Fee Reserve (Water, Sewer, Drainage and Security) – fees are collected for the future replacement of existing facilities and major equipment.
- Capital Improvement Fee Reserve – provide funds for the orderly and timely expansion of the District's facilities to meet future demand and to maintain and/or improve the District's existing level of service.
- Water Augmentation Fee Reserve – provides funds for the orderly and timely expansion of the District's water supply system to meet future demands of the undeveloped lands within the District's existing boundaries during an equivalent 1976-77 drought event.
- Rate Stabilization Fund Reserve (Water, Sewer and Security) – offsets revenue shortages due to economic hardships and/or unforeseen major expenses.

Cash Management Policies and Practices

The District's Investment Policy 2016-01 is a conservative policy guided by three principles of public fund management. In specific order of importance the three principles are:

1. **Safety of Principal.** Investments shall be undertaken in a manner which first seeks to preserve portfolio principal.

2. **Liquidity.** Investments shall be made with maturity dates that are compatible with cash flow requirements and which will permit easy and rapid conversion into cash, at all times, without a substantial loss of value.
3. **Return on Investment.** Investments shall be undertaken to produce an acceptable rate of return after first consideration for principal and liquidity.

Investments are accounted for in accordance with the provisions of GASB Statement No. 31, which requires governmental entities to report certain investments at fair value in the balance sheet and recognize the corresponding change in fair value of investments in the year in which the change occurred. The District reports its investments at fair value based on quoted market information obtained from fiscal agents or other sources.

MEMORANDUM

Date: June 11, 2020
To: Board of Directors
From: Cindy Chao, Controller
Subject: Public Hearing – Adopt Ordinance O2020-02, Proposed Services Charge Increases and Special Tax Adjustments

RECOMMENDED ACTION

1. Acknowledge the Second Reading of Ordinance O2020-02; and
2. Adopt Ordinance O2020-02, an Ordinance adopting the proposed service charge increase and Special Tax adjustments.

BACKGROUND

At last month's Board Meeting, staff presented the proposed rate increases necessary to support funding for the 2020/21 fiscal year budget.

A Public Hearing was held at the District's May 20, 2020 Regular Board Meeting, following staff's presentation of the proposed rate increases. There was one comment from Diana Weber asking if this was attached to the Budget, and if the Budget changes would this change. Mr. Jenco confirmed. The District received twenty-six (26) letters of protest against the proposed rate increase.

The first reading of Ordinance O2020-02 was waived last month. Once published, no increase to the rates and maximum special taxes is allowed without republishing the Ordinance. There have been no changes in the proposed rate increase since the last Board Meeting on May 20, 2020.

The budget previewed in March was the basis for the rate adjustment notices to the community. To formally adopt new rates, various Chapters of the District Code will be changed by approval of the attached Ordinance 2019-01.

The following information is provided as a brief recap of the proposed rate increase.

Rate Adjustment Overview

The effect of the proposed rate changes on the average monthly bill for a residential metered lot is 0.95%, or an average increase of \$1.77 per month. The effect of the proposed rate changes on the average monthly bill for a the Village and Murieta Gardens II metered lot is 0.95%, or an average increase of \$1.77 per month. Impacts to individual customer bills will vary depending on the monthly amount of water used by each customer. For the District, operational costs are anticipated to increase 4.63%, or \$319,856, for fiscal year 2020-21, versus the prior year's budget. This is largely due to increases in the items listed below:

- Wages and employer costs – 3.71%
- Medical premiums – 5%

- SMUD electric rates – 9.25%
- Solid waste contract rates – 4.8%
- Liability and Workers Comp Insurance – 15%
- Increases in Dam Inspection fees – 26%

The proposed rate increase also includes Capital Replacement Reserve contributions of \$507,213, which is an increase of 1.09%, or \$5,491 over the prior year’s budget. This increase is due to the addition of the Murieta Gardens II subdivision and a slight increase in commercial rate payors.

District Maintaining Focus on Cost Efficiency

The District remains committed to providing superior community services efficiently and professionally at a reasonable cost. The District is working diligently to identify cost savings where possible to reduce the rate increase impact on all residential and non-residential customers.

Revenue estimates for the overall budget are largely driven by water use. For the FY 2020-21 budget, staff recommends the Board approve the budget based on the FY 2019-20 use estimates. This approach has allowed staff to develop this budget with information consistent with historical projections. The effect of the proposed rate changes on the average monthly bill for a residential metered lot is based on the setting of the average monthly water use at 1,426 Cubic Feet which equates to 10,700 gallons per month. The effect of the proposed rate changes on the average monthly bill for a Murieta Village lot is based on the setting the average monthly water use at 418 cubic feet which equates to 3,130 gallons per month. We will establish the average monthly use for the Murieta Gardens II lots before the FY 2021-22 budget. For this budget, the MGII homes were considered the same as the Murieta Village lots. The current year average for residential lots ranges from 2,200 CF for the larger estate lots to 945 cubic feet for the half-plex lots. The average water consumption for Murieta Village lots is 424 cubic feet. Impacts to individual customer bills will vary depending on the monthly amount of water used by each customer. Customers that use more than the monthly average of 1,426 cubic feet will see an increase in their monthly bill; those that use less than the monthly average usage will see a decrease in their monthly bill.

A summary of the proposed rate changes by Service Change and Special Tax area follows on the next page:

WATER

The proposed FY 2020-21 monthly bill increase for an average consumption residential metered lot is projected to be \$0.00 or 0.0%.

	Current Rate 2019-20	Proposed 2020-21
Base Charge (w/o reserve contribution)	\$37.97	\$37.97
Reserve Contribution	\$7.75	\$7.75
Total Base Charge	\$45.72	\$45.72
Debt Service Charge (repay internal borrowing)	\$6.00	\$6.00
Usage Charge (per cf)	\$.0191	\$.0191
<ul style="list-style-type: none"> • Non-residential customers are charged one base charge per month per meter plus the reserve contribution times their Water EDU (equivalent dwelling unit) value plus usage 		

SEWER

The proposed FY 2020-21 monthly bill increase for a residential metered lot is projected to be \$0.00 or 0.0%.

	Current Rate 2019-20	Proposed 2020-21
Base Charge (w/o reserve contribution)	\$42.77	\$42.77
Reserve Contribution	\$6.76	\$6.76
Total Base Charge	\$49.53	\$49.53
<ul style="list-style-type: none"> • Non-residential customers are charged the base charge plus the reserve contribution times their Sewer EDU (equivalent dwelling unit) value 		

DRAINAGE

The proposed FY 2020-21 monthly bill increase for an average consumption residential metered lot is projected to be \$0.10 or 2.0%.

Developed Property	Current 2019-20	Proposed 2020-21	Max Rate 2020-21
Residential (per lot)			
Metered	\$5.22	\$5.32	\$5.32
Unmetered	\$5.22	\$5.32	\$5.32
The Villas	\$3.49	\$3.56	\$3.56
Murieta Village	\$3.49	\$3.56	\$3.56
Non-Residential (per acre)			
1 Retail	\$26.10	\$26.62	\$26.62
2 Industrial/Whse	\$27.73	\$28.29	\$28.29
3 Light Industrial	\$21.21	\$21.63	\$21.63
4 Office	\$24.47	\$24.96	\$24.96
5 Landscape (golf course/park sites)	\$4.89	\$4.99	\$4.99
6 Murieta Equestrian Center	\$1.89	\$1.93	\$1.93

7 RMCC (club house and parking)	\$0.000	\$0.000	\$0.000
8 Airport	\$2.17	\$2.22	\$2.22
9 Geyer Property	\$16.31	\$16.64	\$16.64
10 Hotel/Ext Stay	\$26.10	\$26.62	\$26.62
Undeveloped Property			
Residential & Non-Residential	\$3.08	\$3.14	\$3.14

SOLID WASTE

The proposed 2020-21 monthly bill increase for a 64 gallon container is projected to be \$ (\$0.32 for the container and \$0.05 for the Sacramento County Surcharge) or 1.51%. This increase is due to operational cost increases per contract with California Waste Recovery Services and anticipated increases in Sacramento County's landfill surcharges.

	Current Rate 2019-20	Proposed 2020-21
38 gallon container (T38)	\$19.40	\$19.73
64 gallon container (T64)	\$21.19	\$21.51
96 gallon container (T96)	\$31.52	\$32.00
Extra Cart (38 gallon)	\$8.62	\$8.59
Extra Cart (64 gallon)	\$10.67	\$10.64
Extra Cart (96 gallon)	\$22.55	\$22.55
Extra Recycle Cart	\$6.89	\$6.84
Extra Yard Waste Cart	\$6.89	\$6.84
Yard Waste Exemption	(\$2.00)	(\$2.00)
Sac County Surcharge	\$1.25	\$1.30

SECURITY

The proposed 2020-21 monthly bill increase for a residential metered lot inside the RMA gates is projected to be \$0.59 or 2.0%.

Developed Property	Current 2019-20	Proposed 2020-21	Max Rate 2020-21
Residential (per lot)			
Inside Gates			
Metered	\$29.73	\$30.32	\$30.32
Unmetered	\$23.32	\$23.79	\$23.79
Outside Gates	\$7.17	\$7.31	\$7.31
Non-Residential (per Building square foot)			
1 Highway Retail	\$.2681	\$.2734	\$.2734
2 Other Retail/Comm	\$.0289	\$.0294	\$.0294
3 Industrial/Whse/Lt Industrial	\$.0630	\$.0643	\$.0643
4 Office	\$.0152	\$.0155	\$.0155
5 Institutional	\$.0152	\$.0155	\$.0155
6 Public Utility	\$.0480	\$.0490	\$.0490
7 Equestrian Center	\$.0045	\$.0046	\$.0046
8 RMCC	\$.0755	\$.0770	\$.0770
9 Airport	\$.0192	\$.0196	\$.0196
10 Hotel/Ext Stay	\$.0289	\$.0294	\$.0294
Undeveloped Property (per acre)			
Inside Gates	\$25.1494	\$25.6524	\$25.6524
Outside Gates	\$3.7477	\$3.8226	\$3.8226

Sample Bill – Proposed Impact on Average Residential Monthly Bill

The estimated overall maximum increase is projected to be \$1.77 per month or 0.95% for an average residential customer with the proposed service charge increase and special tax adjustment beginning July 1, 2020.

Average Monthly Customer Bill		Current Monthly Rates	Proposed Monthly Rates	\$	%
Residential Metered Lot		July 1, 2019	July 1, 2020	Change	Change
Water	<i>Average Usage in CF</i>	1,426	1,426		
	Residential Base (excluding reserves)	\$37.97	\$37.97	\$0.00	0.0%
	Reserve Contribution	7.75	7.75	-	0.0%
	Total Residential Base	\$45.72	\$45.72	\$0.00	0.0%
old rate	Water Usage \$0.0191 per cubic foot	27.24			
new rate	Water Usage \$0.0191 per cubic foot		27.24	-	0.0%
	Total Water	\$72.96	\$72.96	\$0.00	0.0%
	WTP Debt Service Charge (interfund borrowing)	6.00	6.00	-	0.0%
	Sewer				
	Residential Base (excluding reserves)	42.77	42.77	(0.00)	0.0%
	Reserve Contribution	6.76	6.76	-	0.0%
	Total Residential Base	49.53	\$49.53	(\$0.00)	0.0%
	Solid Waste (avg. 64 Gallon Container)	22.44	23.51	1.07	4.8%
	Security Tax (Maximum Tax Ceiling \$30.32)	29.73	30.32	0.59	2.0%
	Drainage Tax (Maximum Tax Ceiling \$5.22)	5.22	5.32	0.10	2.0%
	Total RMCSD Bill	\$185.88	\$187.65	\$1.77	0.95%

Sample Bill – Proposed Impact on Average Murieta Village Monthly Bill

The estimated overall maximum increase is projected to be \$1.28 per month or 0.90% for an average Murieta Village customer with the proposed service charge increase and special tax adjustment beginning July 1, 2019.

Average Monthly Customer Bill		Current Monthly Rates	Proposed Monthly Rates	\$ Change	% Change
<i>Murieta Village & Murieta Gardens II</i>		July 1, 2019	July 1, 2020		
Water	<i>Average Usage in CF</i>	418	418		
Residential Base		\$37.97	\$37.97	\$0.00	0.0%
Reserve Contribution		7.75	7.75	-	0.0%
Total Residential Base		\$45.72	\$45.72	\$0.00	0.0%
old rate Water Usage \$0.0191 per cubic foot		7.98			
new rate Water Usage \$0.0191 per cubic foot			7.98	-	0.0%
Total Water		\$53.70	\$53.70	\$0.00	0.0%
*WTP Debt Service Charge (interfund borrowing)		6.00	6.00	-	0.0%
Sewer					
Residential Base (excluding reserves)		42.77	42.77	(0.00)	0.0%
Reserve Contribution		6.76	6.76	-	0.0%
Total Residential Base		\$ 49.53	\$ 49.53	\$ (0.00)	0.0%
Solid Waste (avg. 64 Gallon Container)		22.44	23.51	1.07	4.8%
Security Tax (Maximum Tax Ceiling \$7.31)		7.17	7.31	0.14	2.0%
Drainage Tax (Maximum Tax Ceiling \$3.56)		3.49	3.56	0.07	2.0%
Total RMCSD Bill		\$ 142.33	\$ 143.61	\$ 1.28	0.90%
<i>Vacant or Unmetered Lot</i>					
Security Tax (Maximum Tax Ceiling \$23.79)		\$23.32	\$23.79		2.0%
** Water Standby \$10.00 PER YEAR		\$0.83	\$0.83		0.0%
** Sewer Standby \$10.00 PER YEAR		\$0.83	\$0.83		0.0%
Drainage Tax (Maximum Tax Ceiling \$5.22)		\$5.12	\$5.22		2.0%
		\$30.10	\$30.67		
% Change over prior year			1.89%		
* This fee is billed annually at \$10.00 and is shown as a monthly rate for comparison purposes only.					
** This fee is not billed for the Murieta Gardens II properties due to not being part of the debt service customer base.					

ORDINANCE NO. O2020-02

AN ORDINANCE OF THE BOARD OF DIRECTORS OF THE RANCHO MURIETA COMMUNITY SERVICES DISTRICT, AMENDING CHAPTER 14 OF THE DISTRICT CODE, RELATING TO WATER SERVICE CHARGES; AMENDING CHAPTER 15 OF THE DISTRICT CODE RELATING TO SEWER SERVICE CHARGES; AMENDING CHAPTER 16A OF THE DISTRICT CODE RELATING TO DRAINAGE SPECIAL TAX; AMENDING CHAPTER 21 OF THE DISTRICT CODE RELATING TO SECURITY SPECIAL TAX; AND AMENDING CHAPTER 31 OF THE DISTRICT CODE RELATING TO SOLID WASTE COLLECTION AND DISPOSAL SERVICE CHARGES AND LEAF COLLECTION

The Board of Directors of the Rancho Murieta Community Services District ordains as follows:

SECTION 1. Purpose and Authority. The purposes of this ordinance are to (a) increase the District water, sewer and solid waste collection and disposal service charges in order to reflect and provide for operation, maintenance and other cost increases due to inflation, increased regulatory costs, increased costs of supplies, services, labor and benefits, and other factors, and (b) increase the District drainage special tax and security special tax to implement the voter-authorized annual adjustments. This ordinance is adopted pursuant to California Constitution articles XIII C, section 2, and XIII D, section 6, Government Code sections 61115, 61121 and 61123, District Ordinances Nos. 98-1 and 98-2, and other applicable law.

SECTION 2. Findings. The Board of Directors finds and determines as follows:

- (a) As calculated and demonstrated in the FY 2020-21 District budget, the increased service charges implemented by this ordinance have been fixed in amounts sufficient to pay the operating expenses of the District's water, sewer and solid waste operations, provide for and fund repairs and replacement of utility system works and equipment, provide for increased costs of regulatory compliance, fund financial reserves, and pay debt service and other costs.
- (b) The increased service charges are reasonably related to, and do not exceed, the District's cost of providing each of the services.
- (c) The revenues derived from the service charges do not exceed the funds required to provide the services and will not be used for any purpose other than the listed services.
- (d) The amount of the service charges imposed on each customer's parcel does not exceed the proportional cost of the particular service attributable to that parcel.
- (e) The District water, sewer and solid waste services are services that are actually used by and immediately available to the owner of each customer parcel.
- (f) No portion of these service charge increases are imposed for general governmental services.
- (g) As calculated and demonstrated in the FY 2020-21 District budget, the increased drainage and security special taxes implemented by this ordinance have been fixed in amounts as calculated and determined consistent with the annual tax adjustments as set forth in District Code chapters 16A and 21 and as authorized by the voters at the time of the approval of the special taxes.
- (h) The establishment, modification, structuring, restructuring and approval of the service charges and taxes as set forth in this ordinance are necessary and appropriate to continue

to meet the District's costs for operation and maintenance, supplies and equipment, financial reserves, and capital replacement needs, and to maintain a satisfactory level of services within the District service area.

- (i) The District Board of Directors has conducted a duly noticed public hearing on the proposed service charge increases in accordance with California Constitution article XIII D, section 6, and the Board did not receive a majority protest against any of the proposed service charge increases.

SECTION 3. Service Charge and Tax Adjustments; District Code Amendments

- I) The Water Code, Chapter 14, Section 7.00 Rates and Charges is amended as follows:
Section 7.05 Rates for Metered Service.

- (a) General metered service shall be as follows:

MONTHLY CHARGES

Base Charge	\$ 37.97
Reserve Charge	<u>\$ 7.75</u>
Total Basic Service Charge	\$ 45.72/mo

Usage charge per cubic foot:

Basic volumetric rate per cubic foot	\$ 0.0191/cu. ft.
--------------------------------------	-------------------

- (b) Metered service to residential lots at Murieta Village shall be as follows:

MONTHLY CHARGES

Base Charge	\$ 37.97
Reserve Charge	<u>\$ 7.75</u>
Total Basic Service Charge	\$ 45.72/mo

Usage charge per cubic foot:

Basic volumetric rate per cubic foot	\$ 0.0191/cu. ft.
--------------------------------------	-------------------

- (c) Non-Residential metered service shall be as follows:

MONTHLY CHARGES

Basic Service Charge for non-residential shall be calculated on an EDU basis

Monthly Charges

Basic Service Charge for non-residential metered service shall be calculated on number of meters and an EDU basis for each customer multiplied by the Basic Service Charge reflected in Section 7.05(a) above.

Usage charge per cubic foot:

Basic volumetric rate per cubic foot	\$ 0.0191/cu. ft.
--------------------------------------	-------------------

- II) The Sewer Code, Chapter 15, Section 7.00 Rates and Charges is amended as follows:

Section 7.03 Rates and Charges for Service. The monthly service charge for each premise receiving sewer service from the District shall be:

Residential or other premises, each unit

Base rate	\$ 42.77 per month
Reserve contribution	<u>\$ 6.76 per month</u>

Total monthly service charge	\$ 49.53 per month
Murieta Village, per unit	
Base rate	\$ 42.77 per month
Reserve contribution	<u>\$ 6.76 per month</u>
Total monthly service charge	\$ 49.53 per month

Non-Residential

Monthly service charge for non-residential sewer service shall be calculated on an EDU basis for each customer multiplied by the residential service charge.

III) The Drainage Code, Chapter 16, Section 7.00 Rates and Charges is amended as follows:

Section 7.01 Rates and Charges: Drainage charges for operation and maintenance of the District's system shall be as set forth in Chapter 16A, Section 3.00.

The Drainage Code, Chapter 16A, Section 3.00 Drainage Tax, is amended as follows:

Section 3.00 Rates and Charges for Operation and Maintenance of the District's system shall be: Commencing July 1, 2020, property within the District shall be assessed a monthly drainage tax as follows. The maximum monthly tax rates shown reflect annual adjustments, per Section 5.00.

LAND USE		Monthly Special Tax Rates Fiscal Year 2020-21	Monthly Special Tax Rates Maximum Ceiling Rate Year 2020-21
DEVELOPED PROPERTY			
Residential			
-Metered Developed	Per Lot	\$ 5.32	5.32
-Unmetered Developed	Per Lot	\$ 5.32	5.32
-The Villas	Per Lot	\$ 3.56	3.56
-Murieta Village	Per Lot	\$ 3.56	3.56
Non-Residential			
-Retail	Per Acre	\$ 26.62	26.62
-Industrial/Warehouse	"	\$ 28.29	28.29
-Light Industrial	"	\$ 21.63	21.63
-Office	"	\$ 24.96	24.96
-Landscaped Areas (golf course & park site)	"	\$ 4.99	4.99
-Murieta Equestrian Center	"	\$ 1.93	1.93
-RMCC (club house & parking)	"	\$ 0.00	0.00
-Airport	"	\$ 2.22	2.22
-Geyer Property	"	\$ 16.64	16.64
-Hotel/Ext. Stay		\$ 26.62	26.62

UNDEVELOPED PROPERTY

Uses Drainage System

-Residential and Non-Residential	Per Acre	\$ 3.14	3.14
----------------------------------	----------	---------	------

IV) The Security Code, Chapter 21, Section 5.00 Security Tax, is amended as follows:

Commencing July 1, 2020, property within the District shall be assessed a monthly security tax as follows. The maximum tax rates shown reflect annual adjustments, per Section 5.00:

<u>LAND USE</u>		Monthly Special Tax Rates Fiscal Year 2020-21	Monthly Special Tax Rates Maximum Ceiling Rate Year 2020-21
DEVELOPED PROPERTY			
Residential			
Inside Gates			
- Metered	Per Lot	\$ 30.32	30.32
- Unmetered	Per Lot	\$ 23.79	23.79
Outside Gate	Per Lot	\$ 7.31	7.31
Non-Residential			
- Highway Retail	Per Building Sq. Ft.	\$ 0.2734	0.2734
- Other Retail/Commercial	"	\$ 0.0294	0.0294
- Industrial/Warehouse/Lt Industrial	"	\$ 0.0643	0.0643
- Office	"	\$ 0.0155	0.0155
- Institutional	"	\$ 0.0155	0.0155
- Public Utility	"	\$ 0.0490	0.0490
- Equine Complex	"	\$ 0.0046	0.0046
- RMCC	"	\$ 0.0770	0.0770
- Airport	"	\$ 0.0196	0.0196
- Hotel/Ext. Stay	"	\$ 0.0294	0.0294
UNDEVELOPED PROPERTY			
- Inside Gates	Per Acre	\$ 25.6524	25.6524
- Outside Gates	Per Acre	\$ 3.8226	3.8226

V) The Solid Waste Collection and Disposal Code, Chapter 31, Section 4.0 Collection Rates, is amended as follows:

Section 4.03 Collections Rates. The monthly service charge shall be:

(1) Garbage Collection Services

38-gallon cart	\$ 19.73
64-gallon cart	\$ 21.51
96-gallon cart	\$ 32.00

(2) Additional Garbage Carts

38-gallon cart	\$ 8.59
64-gallon cart	\$ 10.64
96-gallon cart	\$ 22.55

(3) Additional Recycling Cart (in excess of 1 recycled cart)

38-gallon cart	N/A
64-gallon cart	\$ 6.84
96-gallon cart	\$ 6.84

(4) Additional Green Waste Cart (in excess of 2 green waste carts)

64-gallon cart	\$ 6.84
96-gallon cart	\$ 6.84

(4) Additional Green Waste Cart (in excess of 2 green waste carts)

38-gallon cart	N/A
64-gallon cart	\$ 6.84
96-gallon cart	\$ 6.84
Yard Waste Exemption	(\$ 2.00)

(5) Sacramento County Surcharge \$ 1.30

SECTION 4. Superseder. This ordinance supersedes prior inconsistent District ordinances, resolutions, policies, rules, and regulations concerning the subject matter of this ordinance.

SECTION 5. Effective Date. This ordinance shall take effect on July 1, 2020.

SECTION 6. Severability. If any section or provision of this ordinance or the application of it to any person, transaction or circumstance is held invalid or unenforceable, such invalidity or unenforceability shall not affect the other provisions of this ordinance that can be given effect without the invalid or unenforceable provision, and to this end the provisions of this ordinance are declared to be severable.

SECTION 7. Publication. The District Secretary is directed to publish this ordinance once in a newspaper of general circulation published in the District within 15 days after the adoption of the ordinance.

INTRODUCED by the Board of Directors on the 20th day of May 2020.

PASSED AND ADOPTED by the Board of Directors of the Rancho Murieta Community Services District, Sacramento County, California, at a meeting held on the 17th day of June 2020, by the following roll call vote:

AYES: *Maybee Merchant Butler*

NOES: *Jenco*

ABSENT:

ABSTAIN:



Timothy E. Maybee, President of the Board
Rancho Murieta Community Services District

[seal]

ATTEST:



Amelia Wilder, District Secretary

RANCHO MURIETA CSD
Summary of All CSD Funds
For the Twelve Months Ending Wednesday, June 30, 2021
RMCSO Proposed Fiscal Year 2020-21 Annual Budget

Description	FY 2018-19	FY 2019-20	Budget FY 2020-21		
	Audited Actual	Budget	Proposed	\$ Inc/Dec	% Inc/Dec
Sales Residential	\$5,123,215	\$5,540,771	\$5,701,410	\$160,639	2.90%
Sales Commercial	577,002	586,254	652,196	65,942	11.25%
Availability Charges	540	460	420	(40)	(8.70%)
Sales Other	9,473	8,400	8,400		0.00%
CIA Ditch Service Charges		1,800	7,920	6,120	340.00%
Property Taxes	682,880	674,370	701,750	27,380	4.06%
Property Tax Allocation		(345,000)	(533,973)	(188,973)	54.77%
Drainage - Property Tax Alloc		67,000	64,521	(2,479)	(3.70%)
Security - Property Tax Alloc		196,000	469,452	273,452	139.52%
Total General Income	6,393,110	6,730,055	7,072,096	342,042	5.08%
Interest Income	19,367	10,765	8,840	(1,925)	(17.88%)
Total Earnings Income	19,367	10,765	8,840	(1,925)	(17.88%)
Meter Installation Fee	3,200	4,800	6,800	2,000	41.67%
Inspection Fees	1,771	5,693	4,807	(886)	(15.56%)
Telephone Line Contracts	6,866	7,175	7,200	25	0.35%
Fines/Rule Enforcement	2,100	2,100	2,100		0.00%
Late Charges	81,898	77,400	57,600	(19,800)	(25.58%)
Title Transfer Fees	12,650	16,200	16,200		0.00%
Security Gate Bar Code Income	9,410	7,800	7,800		0.00%
Project Reimbursement	24,243	26,184	26,184		0.00%
Misc Income	26,582	14,500	12,900	(1,600)	(11.03%)
Total Other Income	168,720	161,851	141,591	(20,260)	(12.52%)
TOTAL REVENUE	6,581,197	6,902,671	7,222,527	319,856	4.63%
Salaries & Wages	2,103,086	2,495,475	2,486,091	(9,384)	(0.38%)
Wages - Contra Account	(155)				0.00%
Employer Costs	464,881	608,878	668,226	59,348	9.75%
Payroll Taxes	127,702	173,281	200,314	27,033	15.60%
Other Employer Costs	155,247	161,318	182,438	21,120	13.09%
Pension Expense	322,127	445,443	491,733	46,290	10.39%
Tuition Reimbursement		2,870	2,870		0.00%
Total Employee Services	3,172,888	3,887,266	4,031,672	144,407	3.71%
Clerical Services	185,519	61,350	61,350		0.00%
Recruitment	12,887	18,060	18,060		0.00%
Travel/Meetings	6,004	21,880	21,880		0.00%
Office Supplies	37,913	29,640	31,640	2,000	6.75%
CWRS Contract Charges	590,162	631,949	673,947	41,998	6.65%
Mail Machine Lease	3,005	2,800	2,800		0.00%
Copy Machine Maintenance	18,517	18,240	17,590	(650)	(3.56%)
Insurance	123,938	146,958	153,553	6,595	4.49%
Postage	20,293	18,000	18,000		0.00%
Telephones	59,708	49,439	54,339	4,900	9.91%
Memberships	12,088	19,325	17,370	(1,955)	(10.12%)
Audit	17,000	16,275	25,000	8,725	53.61%
Legal	57,125	155,950	98,550	(57,400)	(36.81%)
Training/Safety	16,757	53,200	47,800	(5,400)	(10.15%)
Community Communications	3,040	13,700	13,700		0.00%
Equipment Maint	11,284	3,550	5,950	2,400	67.61%
Consulting	85,858	102,400	145,750	43,350	42.33%
CIA Ditch Operations	48,541	3,000	38,000	35,000	1166.67%
Total Administrative Services	1,309,638	1,365,716	1,445,279	79,563	5.83%

RANCHO MURIETA CSD
Summary of All CSD Funds
For the Twelve Months Ending Wednesday, June 30, 2021
RMCS D Proposed Fiscal Year 2020-21 Annual Budget

Description	FY 2018-19	FY 2019-20	Budget FY 2020-21		
	Audited Actual	Budget	Proposed	\$ Inc/Dec	% Inc/Dec
Election	5,934		10,000	10,000	0.00%
Uniforms	16,487	17,560	13,100	(4,460)	(25.40%)
Equipment Repairs	4,009	4,800	4,800		0.00%
Building/Grounds Maint/Pest Cntr	35,917	32,315	31,122	(1,193)	(3.69%)
Bar Codes	4,625	6,900	6,900		0.00%
Vehicle Maint	47,648	45,000	45,000		0.00%
Vehicle Fuel	39,286	47,000	51,000	4,000	8.51%
Vehicle Lease		4,762	4,762		0.00%
Off Duty Sheriff	3,051	8,000	8,000		0.00%
Power	313,957	297,320	329,812	32,492	10.93%
Information System Maint	131,881	141,889	177,099	35,210	24.81%
Supplies	43,756	30,900	19,900	(11,000)	(35.60%)
Equipment Rental	1,706	13,800	11,400	(2,400)	(17.39%)
Road Paving	22,547	24,000	18,000	(6,000)	(25.00%)
Maintenance/Repairs	315,777	300,700	329,450	28,750	9.56%
Non-routine Maint/Repair	1,242	36,000	39,000	3,000	8.33%
Permits	5,865	6,000	5,750	(250)	(4.17%)
Chemicals	108,797	167,750	148,000	(19,750)	(11.77%)
Chemicals - T&O	5,488	11,000	3,000	(8,000)	(72.73%)
Lab Tests	33,331	27,000	41,000	14,000	51.85%
Removal (Hazardous Waste)	6,537	10,000	24,000	14,000	140.00%
Permits	70,066	75,300	81,550	6,250	8.30%
Tools	12,008	14,800	11,200	(3,600)	(24.32%)
Dam Inspection Costs	52,877	63,500	65,000	1,500	2.36%
Water Meters/Boxes	23,766	36,000	45,000	9,000	25.00%
Drainage Improvements		5,150	1,700	(3,450)	(66.99%)
Total Operational Costs	1,306,558	1,427,446	1,525,544	98,099	6.87%
Miscellaneous	54,717	100,900	92,061	(8,839)	(8.76%)
Admin Contingency	25,000	35,000	35,000		0.00%
Director Exp/Reimbursements	4,749	5,400	5,400		0.00%
Director Meeting Payments	11,800	18,000	18,000		0.00%
Conservation	11,348	13,260	13,260		0.00%
Sacto Water Authority	9,555	15,000	18,000	3,000	20.00%
CGWA/SE Area Water	12,000	10,000	13,980	3,980	39.80%
Interest Expense	22,308	24,684	24,330	(354)	(1.43%)
Total Other Expenses	151,477	222,244	220,031	(2,213)	(1.00%)
Total Operating Costs	5,940,560	6,902,671	7,222,527	319,856	4.63%
Surplus/(Deficit)	640,637	0	0		
Net of Allocated Costs	640,637	0	0		

RANCHO MURIETA CSD
Administration
For the Twelve Months Ending Wednesday, June 30, 2021
RMCS D Proposed Fiscal Year 2020-21 Annual Budget

Description	FY 2018-19	FY 2019-20	Budget FY 2020-21		
	Audited Actual	Budget	Proposed	\$ Inc/Dec	% Inc/Dec
CIA Ditch Service Charges		\$1,800	\$7,920	\$6,120	340.00%
Property Taxes	682,880	674,370	701,750	27,380	4.06%
Property Tax Allocation		(345,000)	(533,973)	(188,973)	54.77%
Total General Income	682,880	331,170	175,697	(155,473)	(46.95%)
Interest Income	3,320	240	240		0.00%
Total Earnings Income	3,320	240	240		0.00%
Title Transfer Fees	8,433	10,800	10,800		0.00%
Misc Income	16,778	1,500	1,500		0.00%
Total Other Income	25,211	12,300	12,300		0.00%
TOTAL REVENUE	711,411	343,710	188,237	(155,473)	(45.23%)
Salaries & Wages	573,294	738,300	710,300	(28,000)	(3.79%)
Employer Costs	122,882	146,511	186,509	39,998	27.30%
Payroll Taxes	34,445	46,627	53,787	7,160	15.36%
Other Employer Costs	54,573	60,548	81,668	21,120	34.88%
Pension Expense	87,772	109,148	148,944	39,796	36.46%
Total Employee Services	872,966	1,101,134	1,181,208	80,073	7.27%
Clerical Services	103,371	51,000	51,000		0.00%
Recruitment	7,085	9,600	9,600		0.00%
Travel/Meetings	3,581	18,000	18,000		0.00%
Office Supplies	25,622	16,800	19,400	2,600	15.48%
Mail Machine Lease	3,005	2,800	2,800		0.00%
Copy Machine Maintenance	18,315	18,000	17,350	(650)	(3.61%)
Insurance	112,938	135,958	142,553	6,595	4.85%
Postage	20,293	18,000	18,000		0.00%
Telephones	10,246	9,299	9,299		0.00%
Memberships	5,938	10,750	10,750		0.00%
Audit	17,000	16,275	25,000	8,725	53.61%
Legal	36,357	60,000	60,000		0.00%
Training/Safety	6,114	15,000	15,000		0.00%
Community Communications	3,040	5,700	5,700		0.00%
Equipment Maint	2,910	2,950	2,950		0.00%
Consulting	1,290	15,400		(15,400)	(100.00%)
Total Administrative Services	377,104	405,532	407,402	1,870	0.46%
Election	5,934		10,000	10,000	0.00%
Building/Grounds Maint/Pest Cntr	20,612	20,560	19,122	(1,438)	(6.99%)
Power	1,262	925	1,900	975	105.41%
Information System Maint	107,773	96,822	123,773	26,951	27.84%
Total Operational Costs	135,581	118,307	154,795	36,488	30.84%
Miscellaneous	11,611	16,100	24,100	8,000	49.69%
Admin Contingency	25,000	35,000	35,000		0.00%
Director Exp/Reimbursements	4,749	5,400	5,400		0.00%
Director Meeting Payments	11,800	18,000	18,000		0.00%
Total Other Expenses	53,160	74,500	82,500	8,000	10.74%
Total Operating Costs	1,438,811	1,699,473	1,825,904	126,431	7.44%
Surplus/(Deficit)	(727,400)	(1,355,763)	(1,637,667)		

RANCHO MURIETA CSD
Administration
For the Twelve Months Ending Wednesday, June 30, 2021
RMCS D Proposed Fiscal Year 2020-21 Annual Budget

Description	FY 2018-19	FY 2019-20	Budget FY 2020-21		
	Audited Actual	Budget	Proposed	\$ Inc/Dec	% Inc/Dec
Administration Cost Allocation		(1,185,500)	(1,825,904)		
Net of Allocated Costs	<u>(727,400)</u>	<u>(170,263)</u>	<u>188,237</u>		

RANCHO MURIETA CSD
Water
For the Twelve Months Ending Wednesday, June 30, 2021
RMCS D Proposed Fiscal Year 2020-21 Annual Budget

Description	FY 2018-19	FY 2019-20	Budget FY 2020-21		
	Audited Actual	Budget	Proposed	\$ Inc/Dec	% Inc/Dec
Sales Residential	\$1,895,972	\$2,156,395	\$2,167,231	\$10,836	0.50%
Sales Commercial	214,849	205,493	264,262	58,769	28.60%
Availability Charges	230	230	200	(30)	(13.04%)
Sales Other	9,473	8,400	8,400		0.00%
Total General Income	2,120,524	2,370,518	2,440,093	69,575	2.94%
Interest Income	1,953	5,725	3,800	(1,925)	(33.62%)
Total Earnings Income	1,953	5,725	3,800	(1,925)	(33.62%)
Meter Installation Fee	2,400	4,800	6,800	2,000	41.67%
Inspection Fees	759	1,518	3,036	1,518	100.00%
Telephone Line Contracts	6,866	7,175	7,200	25	0.35%
Late Charges	20,474	20,400	15,600	(4,800)	(23.53%)
Project Reimbursement	22,059	24,000	24,000		0.00%
Misc Income	5,656	7,200	7,200		0.00%
Total Other Income	58,214	65,093	63,836	(1,257)	(1.93%)
TOTAL REVENUE	2,180,691	2,441,336	2,507,729	66,393	2.72%
Salaries & Wages	516,744	570,177	582,794	12,617	2.21%
Wages - Contra Account	(155)				0.00%
Employer Costs	50,987	97,256	102,863	5,607	5.77%
Payroll Taxes	29,922	41,110	46,110	5,000	12.16%
Other Employer Costs	23,510	22,182	22,182		0.00%
Pension Expense	97,195	101,060	110,261	9,201	9.10%
Tuition Reimbursement		810	810		0.00%
Total Employee Services	718,204	832,595	865,020	32,425	3.89%
Clerical Services	5,564	9,150	9,150		0.00%
Recruitment	992	2,580	2,580		0.00%
Travel/Meetings	1,163	1,680	1,680		0.00%
Office Supplies	3,036	3,600	3,000	(600)	(16.67%)
Copy Machine Maintenance	101	120	120		0.00%
Insurance	11,000	11,000	11,000		0.00%
Telephones	20,147	15,600	20,500	4,900	31.41%
Memberships	4,597	5,395	5,395		0.00%
Legal	6,016	85,200	20,000	(65,200)	(76.53%)
Training/Safety	3,568	13,200	13,200		0.00%
Consulting	67,084	50,000	50,000		0.00%
CIA Ditch Operations	48,541	3,000	38,000	35,000	1166.67%
Total Administrative Services	171,809	200,525	174,625	(25,900)	(12.92%)
Uniforms	4,902	4,800	4,800		0.00%
Building/Grounds Maint/Pest Cntr	4,092	2,100	2,100		0.00%
Vehicle Maint	15,688	21,000	21,000		0.00%
Vehicle Fuel	7,483	11,400	11,400		0.00%
Power	172,477	168,200	169,685	1,485	0.88%
Information System Maint	6,140	23,303	24,655	1,352	5.80%
Supplies	15,483	15,900	12,700	(3,200)	(20.13%)
Equipment Rental	1,706	6,000	6,000		0.00%
Road Paving	22,547	24,000	18,000	(6,000)	(25.00%)
Maintenance/Repairs	158,350	156,400	143,200	(13,200)	(8.44%)
Non-routine Maint/Repair	1,242	24,000	24,000		0.00%
Chemicals	63,837	107,500	82,000	(25,500)	(23.72%)
Chemicals - T&O	5,488	11,000	3,000	(8,000)	(72.73%)
Lab Tests	19,873	12,000	23,000	11,000	91.67%

RANCHO MURIETA CSD
Water
For the Twelve Months Ending Wednesday, June 30, 2021
RMCS D Proposed Fiscal Year 2020-21 Annual Budget

Description	FY 2018-19	FY 2019-20	Budget FY 2020-21		
	Audited Actual	Budget	Proposed	\$ Inc/Dec	% Inc/Dec
Removal (Hazardous Waste)			16,000	16,000	0.00%
Permits	27,371	30,300	30,300		0.00%
Tools	3,506	6,000	6,000		0.00%
Dam Inspection Costs	52,877	63,500	51,300	(12,200)	(19.21%)
Water Meters/Boxes	23,766	36,000	45,000	9,000	25.00%
Total Operational Costs	606,828	723,403	694,140	(29,263)	(4.05%)
Miscellaneous	3,617	20,050	14,350	(5,700)	(28.43%)
Conservation	11,348	13,260	13,260		0.00%
Sacto Water Authority	9,555	15,000	18,000	3,000	20.00%
CGWA/SE Area Water	12,000	10,000	13,980	3,980	39.80%
Interest Expense	21,026	23,580	23,580		0.00%
Total Other Expenses	57,545	81,890	83,170	1,280	1.56%
Total Operating Costs	1,554,386	1,838,413	1,816,956	(21,457)	(1.17%)
Surplus/(Deficit)	626,306	602,923	690,773		
Administration Cost Allocation		461,160	679,974		
Net of Allocated Costs	626,306	141,763	10,799		

RANCHO MURIETA CSD
Sewer
For the Twelve Months Ending Wednesday, June 30, 2021
RMCS D Proposed Fiscal Year 2020-21 Annual Budget

Description	FY 2018-19	FY 2019-20	Budget FY 2020-21		
	Audited Actual	Budget	Proposed	\$ Inc/Dec	% Inc/Dec
Sales Residential	\$1,228,186	\$1,335,327	\$1,347,259	\$11,932	0.89%
Sales Commercial	132,276	139,992	141,636	1,644	1.17%
Availability Charges	310	230	220	(10)	(4.35%)
Total General Income	1,360,773	1,475,549	1,489,115	13,566	0.92%
Interest Income	6,590	2,500	2,500		0.00%
Total Earnings Income	6,590	2,500	2,500		0.00%
Inspection Fees	759	4,175	1,771	(2,404)	(57.58%)
Late Charges	20,474	18,000	18,000		0.00%
Project Reimbursement	2,184	2,184	2,184		0.00%
Total Other Income	23,417	24,359	21,955	(2,404)	(9.87%)
TOTAL REVENUE	1,390,780	1,502,408	1,513,570	11,162	0.74%
Salaries & Wages	352,546	413,657	393,925	(19,732)	(4.77%)
Employer Costs	32,410	63,689	67,845	4,156	6.53%
Payroll Taxes	20,662	28,398	31,855	3,457	12.17%
Other Employer Costs	16,290	16,015	16,015		0.00%
Pension Expense	38,550	69,949	76,338	6,389	9.13%
Tuition Reimbursement		560	560		0.00%
Total Employee Services	460,458	592,268	586,538	(5,730)	(0.97%)
Clerical Services	5,564				0.00%
Recruitment	802	2,400	2,400		0.00%
Travel/Meetings	1,163	1,200	1,200		0.00%
Office Supplies	2,921	3,000	3,000		0.00%
Copy Machine Maintenance	101	120	120		0.00%
Telephones	20,145	18,300	21,000	2,700	14.75%
Memberships	1,552	3,180	1,225	(1,955)	(61.48%)
Legal	6,037	3,000	12,000	9,000	300.00%
Training/Safety	5,379	15,000	15,000		0.00%
Consulting	15,752	36,000	53,300	17,300	48.06%
Total Administrative Services	59,414	82,200	109,245	27,045	32.90%
Uniforms	4,745	4,800	4,800		0.00%
Building/Grounds Maint/Pest Cntr	2,091	1,855	2,100	245	13.21%
Vehicle Maint	17,052	15,000	15,000		0.00%
Vehicle Fuel	20,041	20,000	24,000	4,000	20.00%
Power	124,028	110,550	139,998	29,448	26.64%
Information System Maint	3,314	2,400	9,617	7,217	300.71%
Supplies	28,273	15,000	7,200	(7,800)	(52.00%)
Equipment Rental		4,800	2,400	(2,400)	(50.00%)
Maintenance/Repairs	155,638	128,800	184,000	55,200	42.86%
Non-routine Maint/Repair		12,000	15,000	3,000	25.00%
Chemicals	36,785	45,000	54,000	9,000	20.00%
Lab Tests	12,351	15,000	15,000		0.00%
Removal (Hazardous Waste)	6,537	10,000	8,000	(2,000)	(20.00%)
Permits	42,695	45,000	51,250	6,250	13.89%
Tools	6,445	3,600	3,600		0.00%
Dam Inspection Costs			13,700	13,700	0.00%
Total Operational Costs	459,995	433,805	549,665	115,860	26.71%
Miscellaneous	(4,389)	15,750	3,400	(12,350)	(78.41%)
Total Other Expenses	(4,389)	15,750	3,400	(12,350)	(78.41%)

RANCHO MURIETA CSD
Sewer
For the Twelve Months Ending Wednesday, June 30, 2021
RMCS D Proposed Fiscal Year 2020-21 Annual Budget

Description	FY 2018-19	FY 2019-20	Budget FY 2020-21		
	Audited Actual	Budget	Proposed	\$ Inc/Dec	% Inc/Dec
Total Operating Costs	975,478	1,124,023	1,248,848	124,825	11.11%
Surplus/(Deficit)	415,302	378,385	264,722		
Administration Cost Allocation		352,090	452,787		
Net of Allocated Costs	415,302	26,295	(188,065)		

RANCHO MURIETA CSD
Drainage
For the Twelve Months Ending Wednesday, June 30, 2021
RMCS D Proposed Fiscal Year 2020-21 Annual Budget

Description	FY 2018-19	FY 2019-20	Budget FY 2020-21		
	Audited Actual	Budget	Proposed	\$ Inc/Dec	% Inc/Dec
Sales Residential	\$167,968	\$171,127	\$180,846	\$9,720	5.68%
Sales Commercial	32,257	34,874	36,345	1,471	4.22%
Drainage - Property Tax Alloc		67,000	64,521	(2,479)	(3.70%)
Total General Income	200,225	273,001	281,713	8,712	3.19%
Interest Income	414				0.00%
Total Earnings Income	414				0.00%
Meter Installation Fee	800				0.00%
Inspection Fees	253				0.00%
Total Other Income	1,053				0.00%
TOTAL REVENUE	201,692	273,001	281,713	8,712	3.19%
Salaries & Wages	70,936	96,485	91,882	(4,603)	(4.77%)
Employer Costs	6,744	15,666	16,572	906	5.78%
Payroll Taxes	4,448	6,622	7,429	807	12.19%
Other Employer Costs	3,524	3,528	3,528		0.00%
Pension Expense	8,103	16,316	17,805	1,489	9.13%
Total Employee Services	93,754	138,617	137,216	(1,401)	(1.01%)
Legal	1,440	1,750	1,750		0.00%
Training/Safety	229	1,000	1,000		0.00%
Community Communications		8,000	8,000		0.00%
Consulting	160	1,000	17,450	16,450	1645.00%
Total Administrative Services	1,828	11,750	28,200	16,450	140.00%
Uniforms	430	400	400		0.00%
Power	9,150	10,545	9,662	(883)	(8.37%)
Equipment Rental		3,000	3,000		0.00%
Maintenance/Repairs	1,789	15,500	2,250	(13,250)	(85.48%)
Permits	5,865	6,000	5,750	(250)	(4.17%)
Chemicals	8,174	15,250	12,000	(3,250)	(21.31%)
Lab Tests	1,107		3,000	3,000	0.00%
Tools	2,058	5,200	1,600	(3,600)	(69.23%)
Drainage Improvements		5,150	1,700	(3,450)	(66.99%)
Total Operational Costs	28,573	61,045	39,362	(21,683)	(35.52%)
Miscellaneous	450				0.00%
Total Other Expenses	450				0.00%
Total Operating Costs	124,606	211,412	204,778	(6,634)	(3.14%)
Surplus/(Deficit)	77,086	61,589	76,935		
Administration Cost Allocation		72,320	76,299		
Net of Allocated Costs	77,086	(10,731)	635		

RANCHO MURIETA CSD
Solid Waste
For the Twelve Months Ending Wednesday, June 30, 2021
RMCS D Proposed Fiscal Year 2020-21 Annual Budget

Description	FY 2018-19	FY 2019-20	Budget FY 2020-21		
	Audited Actual	Budget	Proposed	\$ Inc/Dec	% Inc/Dec
Sales Residential	\$680,682	\$705,716	\$734,379	\$28,663	4.06%
Total General Income	680,682	705,716	734,379	28,663	4.06%
Interest Income	4,464	1,100	1,100		0.00%
Total Earnings Income	4,464	1,100	1,100		0.00%
TOTAL REVENUE	685,146	706,816	735,479	28,663	4.06%
Salaries & Wages	164				0.00%
Employer Costs	(9,800)				0.00%
Total Employee Services	(9,636)				0.00%
CWRS Contract Charges	590,162	631,949	673,947	41,998	6.65%
Total Administrative Services	590,162	631,949	673,947	41,998	6.65%
Miscellaneous	37,191	40,000	41,761	1,761	4.40%
Total Other Expenses	37,191	40,000	41,761	1,761	4.40%
Total Operating Costs	617,718	671,949	715,708	43,759	6.51%
Surplus/(Deficit)	67,428	34,867	19,771		
Administration Cost Allocation		59,270	36,216		
Net of Allocated Costs	67,428	(24,403)	(16,445)		

RANCHO MURIETA CSD
Security
For the Twelve Months Ending Wednesday, June 30, 2021
RMCSO Proposed Fiscal Year 2020-21 Annual Budget

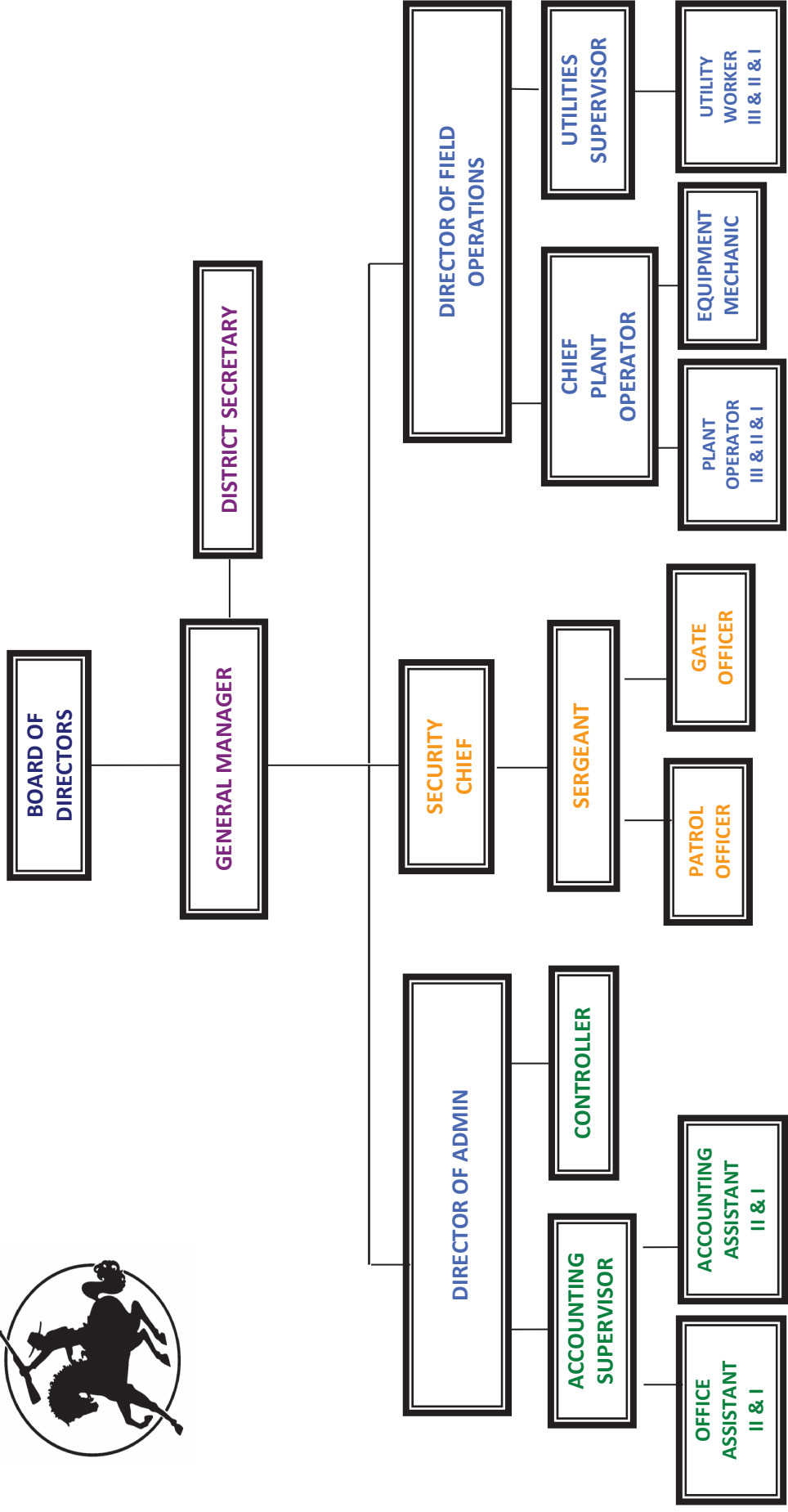
Description	FY 2018-19	FY 2019-20	Budget FY 2020-21		
	Audited Actual	Budget	Proposed	\$ Inc/Dec	% Inc/Dec
Sales Residential	\$1,150,408	\$1,172,205	\$1,271,694	\$99,489	8.49%
Sales Commercial	197,619	205,895	209,953	4,058	1.97%
Security - Property Tax Alloc		196,000	469,452	273,452	139.52%
Total General Income	1,348,027	1,574,100	1,951,099	376,999	23.95%
Interest Income	2,626	1,200	1,200		0.00%
Total Earnings Income	2,626	1,200	1,200		0.00%
Fines/Rule Enforcement	2,100	2,100	2,100		0.00%
Late Charges	40,949	39,000	24,000	(15,000)	(38.46%)
Title Transfer Fees	4,217	5,400	5,400		0.00%
Security Gate Bar Code Income	9,410	7,800	7,800		0.00%
Misc Income	4,148	5,800	4,200	(1,600)	(27.59%)
Total Other Income	60,824	60,100	43,500	(16,600)	(27.62%)
TOTAL REVENUE	1,411,477	1,635,400	1,995,799	360,399	22.04%
Salaries & Wages	589,402	676,856	707,190	30,333	4.48%
Employer Costs	261,657	285,756	294,437	8,681	3.04%
Payroll Taxes	38,225	50,524	61,133	10,609	21.00%
Other Employer Costs	57,351	59,045	59,045		0.00%
Pension Expense	90,506	148,970	138,385	(10,585)	(7.11%)
Tuition Reimbursement		1,500	1,500		0.00%
Total Employee Services	1,037,141	1,222,652	1,261,690	39,039	3.19%
Clerical Services	71,020	1,200	1,200		0.00%
Recruitment	4,009	3,480	3,480		0.00%
Travel/Meetings	98	1,000	1,000		0.00%
Office Supplies	6,334	6,240	6,240		0.00%
Telephones	9,171	6,240	3,540	(2,700)	(43.27%)
Legal	7,275	6,000	4,800	(1,200)	(20.00%)
Training/Safety	1,468	9,000	3,600	(5,400)	(60.00%)
Equipment Maint	8,375	600	3,000	2,400	400.00%
Consulting	1,572		25,000	25,000	0.00%
Total Administrative Services	109,322	33,760	51,860	18,100	53.61%
Uniforms	6,410	7,560	3,100	(4,460)	(59.00%)
Equipment Repairs	4,009	4,800	4,800		0.00%
Building/Grounds Maint/Pest Cntr	9,122	7,800	7,800		0.00%
Bar Codes	4,625	6,900	6,900		0.00%
Vehicle Maint	14,907	9,000	9,000		0.00%
Vehicle Fuel	11,763	15,600	15,600		0.00%
Vehicle Lease		4,762	4,762		0.00%
Off Duty Sheriff	3,051	8,000	8,000		0.00%
Power	7,040	7,100	8,567	1,467	20.66%
Information System Maint	14,653	19,364	19,054	(310)	(1.60%)
Total Operational Costs	75,580	90,886	87,582	(3,303)	(3.63%)
Miscellaneous	6,237	9,000	8,450	(550)	(6.11%)
Interest Expense	1,282	1,104	750	(354)	(32.07%)
Total Other Expenses	7,519	10,104	9,200	(904)	(8.95%)
Total Operating Costs	1,229,562	1,357,401	1,410,332	52,931	3.90%
Surplus/(Deficit)	181,915	277,999	585,467		

RANCHO MURIETA CSD
Security
For the Twelve Months Ending Wednesday, June 30, 2021
RMCS D Proposed Fiscal Year 2020-21 Annual Budget


Description	FY 2018-19	FY 2019-20	Budget FY 2020-21		
	Audited Actual	Budget	Proposed	\$ Inc/Dec	% Inc/Dec
Administration Cost Allocation		240,660	580,627		
Net of Allocated Costs	<u>181,915</u>	<u>37,339</u>	<u>4,840</u>		



RANCHO MURIETA COMMUNITY SERVICES DISTRICT
ORGANIZATIONAL CHART

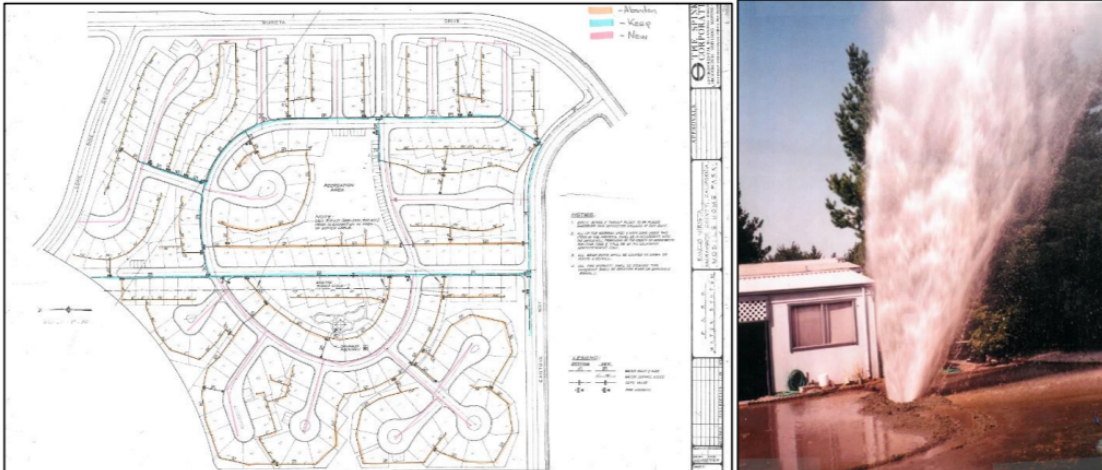


Project Number	Project Description	Budget Amount	Funding Source	Status	Bid Date
Water (1) / Sewer Department (2)					
1	18-01-2 Cantova Pump Station Repairs - Generator	\$ 35,000	Replacement Reserves - Sewer	Approved	
2	18-12-1 Rio Oso Booster Pump Replacement	\$ 50,000	Replacement Reserves - Water	Approved	
3	20-01-1 Replace Calero subdrain panels (3 total)	\$ 25,000	Replacement Reserves - Water	Approved	
4	20-02-1 Replace Truck 217	\$ 25,000	Replacement Reserves - Water	Approved	
5	20-04-1/2 Create Water Right to Capture Stormwater at WWRP	\$ 30,000	Water Augmentation Reserves	Approved	
NEW					
21-01-1	Murieta Village Distribution System Replacement	\$ 877,000	Water Replacement Reserves	proposed	
21-02-1	WTP Chlorine Gas to Bleach Conversion	\$ 352,940	Capital Improvement Reserves	proposed	
21-03-1	Rio Oso Pump Station - Generator	\$ 65,000	Replacement Reserves - Water	proposed	
21-04-1	Rio Oso Pump Station - VFD Replacements	\$ 60,000	Replacement Reserves - Water	proposed	
21-05-1	WTP Compressor replacements	\$ 25,000	Replacement Reserves - Water	proposed	
21-06-1	Water Meter replacements	\$ 60,000	Replacement Reserves - Water	proposed	
21-07-1	Granlees Diversion Intake piping	\$ 85,000	Replacement Reserves - Water	proposed	
21-08-2	Main Lift North Generator replacement	\$ 125,000	Replacement Reserves - Sewer	proposed	
	new projects total	\$ 1,649,940			
Department Subtotal		\$ 1,814,940			
Drainage Department					
11	20-07-2 North Course - Hole 14 Culvert Replacement	\$ 32,000	Drainage Replacement Reserves	Approved	
Department Subtotal		\$ 32,000			
Security Department					
	No CIP item for Security planned for FY 20-21	\$ -	Capital Improvement Reserves		
Department Subtotal		\$ -			
Admin Department					
	No CIP item for Administration planned for FY 20-21	\$ -	Capital Improvement Reserves		
Department Subtotal		\$ -			
2020-21 Grand Totals		\$ 1,846,940			
Ongoing Projects					
17-03-1	Dam Inundation Study	\$ 60,000	Replacement Reserves - Water	In process	
		\$ 12,580	Board approved ammendment - Domichelli and Associates		
20-05-1	WTP #1 Effluent pump rehabilitations (3 total)	\$ 60,000	Water Replacement Reserves	In process	
08-07-1	Bobcat Compact Track Loader	\$ 65,000	Replacement Reserves - Water & Sewer	In process	
18-07-2	WWRP Chlorine Gas to Bleach Conversion	\$ 266,140	Capital Improvement Reserves	In process	
20-06-1	Distribution system dry-barrel fire hydrant replacements (10)	\$ 90,000	Replacement Reserves - Water	In process	
Ongoing Projects Total		\$ 626,300			
Other Optional Projects					
TBD	MLN Generator	\$ 125,000	Replacement Reserves - Sewer	On-hold	
TBD	Reservoir Monitoring - Water	\$ 65,000	Capital Improvement Reserves	On-hold	
TBD	Reservoir Monitoring - Sewer	\$ 65,000	Capital Improvement Reserves	On-hold	
20-03-2	Repower Sewer Jetter	\$ 25,000	Replacement Reserves - Sewer	On-hold	
Other Optional Projects Total		\$ 255,000			




CIP #1

PROJECT TITLE: MURIETA VILLAGE DISTRIBUTION SYSTEM – REPLACEMENT



CAPITAL PLAN	Water – Replacement Reserves
CRP #	21-01-1
PROJECT BASIS:	Replace aging schedule 40 PVC water infrastructure running under Murieta Village residential units.
DESCRIPTION:	Route new water distribution system within streets and Murieta Village right of ways that avoid running under the units within the Murieta Village. Provide new piping system for long term viability of water supply to the Murieta village and an increased level of safety for the residents of the Village by abandoning nearly 50 year old PVC water mains that run under residential units. Project aims to avoid potential liability to the District and its rate payers from potential claims should distribution system break under residential units within the Murieta Village.
ENVIRONMENTAL OR REGULATORY ISSUES:	This project would require a filing of a Notice of Exemption-public right-of-way.
RISK ASSESSMENT:	High.
PROJECT BUDGET:	\$877,000
BASIS OF COST EST:	Estimates for engineering design, bidding, contractor, material, project management, and outreach.




CIP #2

**PROJECT TITLE: WATER TREATMENT PLANT CHLORINE GAS TO BLEACH
CONVERSION - IMPROVEMENT FUND**



Ton cylinders of chlorine gas

CAPITAL PLAN	Water Improvement Reserves
CIP #	21-02-1
PROJECT BASIS:	System Conversion to bleach for water disinfection
DESCRIPTION:	Eliminate the use of chlorine gas at the Water Plant for potable water disinfection by converting to using industrial strength sodium hypochlorite (bleach).
REGULATORY ISSUES:	Safer product for staff; Substantially less regulatory oversight and required staff training; Mitigates risk to community from transport, storage and use of chlorine gas. Filing of a Management of Change with Sacramento County Environmental Management Department will be required.
RISK ASSESSMENT:	Provides a safer alternative for the neighboring community vs the potential of a catastrophic chlorine gas leak and chlorine gas deliveries through community and neighboring roadways.
PROJECT BUDGET:	\$352,940 (2017 figure)
BASIS OF COST EST:	Cost estimates are from the 2017 Coastland Capital Improvement fee study, based on removal of gas feed system, procurement and installation of chemical feed skids for bleach injection; engineering for design, plans, bid packet, submittal review and as-builts; contractor procurement and placement of tanks, building tank pads, and installing piping and feed equipment appurtenances. https://www.ranchomurieta.com/files/c82d2d87d/agenda+11+c+Ord+2017-02+Fee+Study+Report+%28Final+110817%29.pdf




CIP #3

PROJECT TITLE: RIO OSO PUMP STATION GENERATOR – REPLACEMENT



CAPITAL PLAN	Water – Replacement Reserves
CRP #	21-03-1
PROJECT BASIS:	Replace existing 1980 tier 0 generator with a tier 4 diesel or propane generator to comply with California air quality standards as well as to provide reliable back-up power at this critical pump station.
DESCRIPTION:	The Rio Oso booster pump station provides continuous pumping of water to meet the water pressure and supply demands of Units 3, 3b, and 4 in the North. The generator and electrical switchgear there allow the station to continue to operate in the event of power outages.
ENVIRONMENTAL OR REGULATORY ISSUES:	No issues, simple updating of air quality permit for site.
RISK ASSESSMENT:	Medium
PROJECT BUDGET:	\$65,000 estimated
BASIS OF COST EST:	Budgetary estimate from generator vendor, estimate for electrical services for disconnects and connections.




CIP #4

PROJECT TITLE: RIO OSO PUMP STATION VFD PANEL – CAPITAL REPLACEMENT



CAPITAL PLAN	Water – Replacement Reserves
CRP #	21-04-1
PROJECT BASIS:	Replace 1994 variable frequency drives (VFDs) and appurtenances that modulate power to the booster pumps to maintain water pressure. Replacements would ensure long term reliability at this critical site that cannot experience any failure.
DESCRIPTION:	The Rio Oso booster pump station provides continuous pumping of water to meet the water pressure and supply demands of Units 3, 3b, and 4 in the North. The VFDs control the speed of the booster pumps by modulating power to the pump motors through feedback from a pressure gauge and the sites programmable logic controller (PLC).
ENVIRONMENTAL OR REGULATORY ISSUES:	No issues, simple updating of air quality permit for site.
RISK ASSESSMENT:	Medium
PROJECT BUDGET:	\$60,000 estimated
BASIS OF COST EST:	Budgetary estimate from generator vendor, estimate for electrical services for disconnects and connections.




CIP #5

PROJECT TITLE: WATER PLANT COMPRESSORS – CAPITAL REPLACEMENT



CAPITAL PLAN	Water – Replacement Reserves
CRP #	21-05-1
PROJECT BASIS:	Replace two compressors that were installed in 2015 as part of the water treatment plant expansion. Since that time the compressors have sustained damage from chemical vapors present within the room in which they reside. A separate room will be created for them to prevent this from happening again.
DESCRIPTION:	These compressors supply air to various pneumatic valves and the membranes for integrity testing.
ENVIRONMENTAL OR REGULATORY ISSUES:	None
RISK ASSESSMENT:	Medium
PROJECT BUDGET:	\$25,000 estimated
BASIS OF COST EST:	Budgetary estimate from vendors.




CIP #6

PROJECT TITLE: WATER METER REPLACEMENTS, COMMERCIAL, UNIT 1 & UNIT 2 – CAPITAL REPLACEMENT



Old



New

CAPITAL PLAN

Water – Replacement Reserves

CRP

21-06-1

PROJECT BASIS:

Replace 275 older water meters with mechanically moving parts, which are at the end of their intended life cycle, with new solid-state electromagnetic water meters.

DESCRIPTION:


Water meters track the water usage which is used for billing at the usage rate and for water accounting. Meters with mechanical parts wear out over time and loose accuracy until complete failures bring them to staff's attention. Proactively searching out the older mechanical meters based on their serial numbers that are tracked in the billing system, will allow the District to replace these older meters sooner. This will result in a more accurate account of water being used through the new meters and therefore a slight increase in revenue and more accurate water use data for the District showing less water loss. The new meters also have built in data tracking that may be downloaded by staff utilizing existing vendor software, and a 10 year full rated warranty, with another 10 year pro-rated warranty.

ENVIRONMENTAL OR REGULATORY ISSUES:

None

RISK ASSESSMENT:

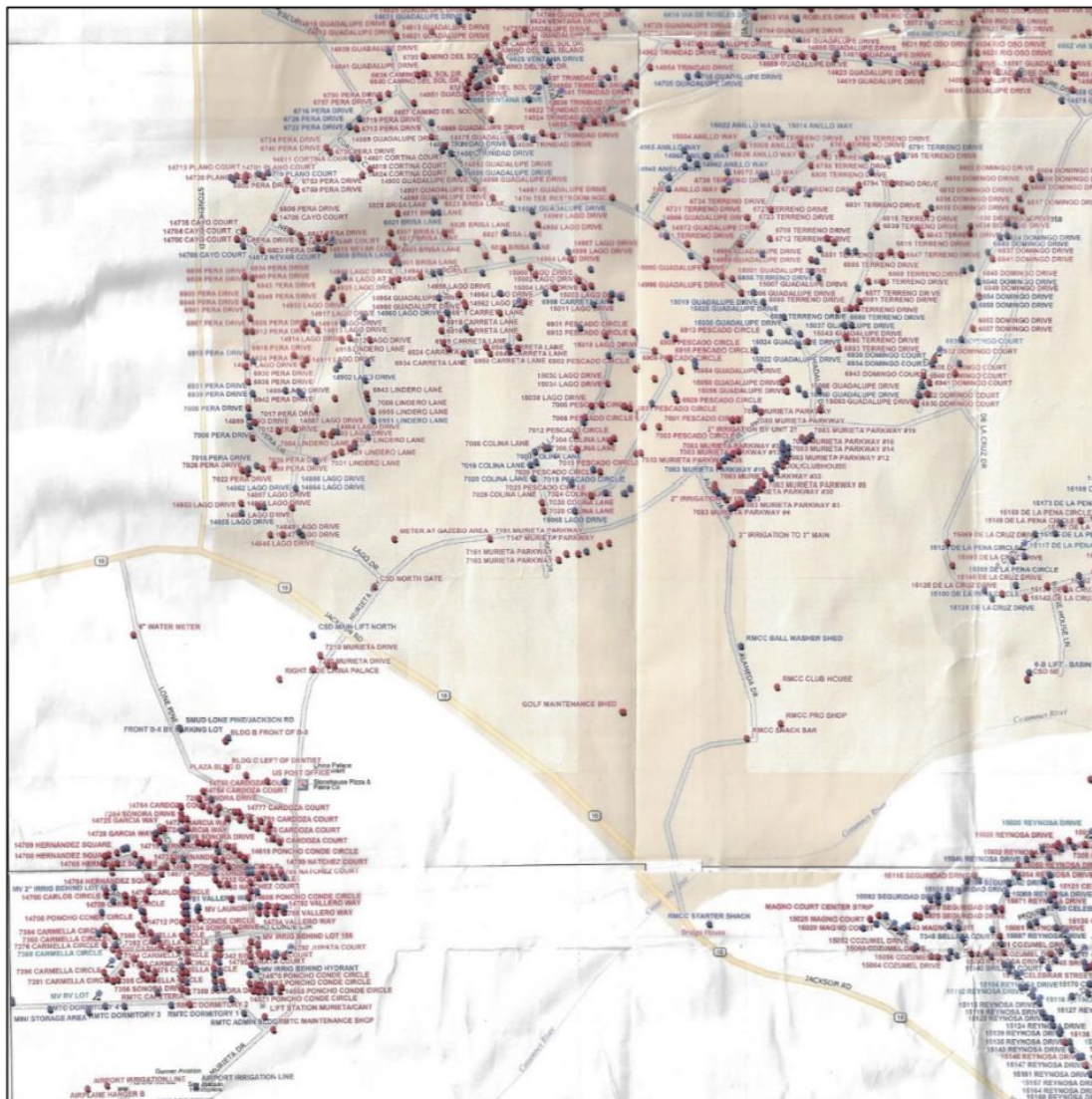
Low




CIP #6 (cont'd)

PROJECT BUDGET: \$60,000 estimated

BASIS OF COST EST: Current cost from vendor and meters amounts. Costs do not factor in District staff time, only material costs.

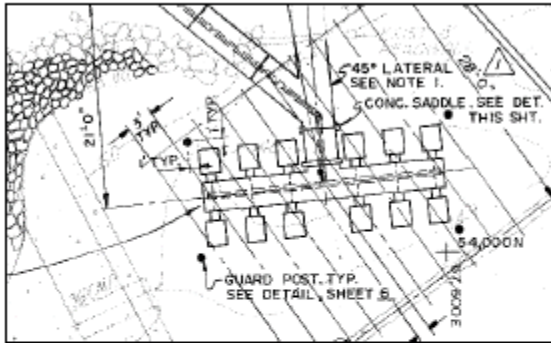


Example of water meter locations throughout District




CIP # 7

PROJECT TITLE: GRANLEES DIVERSION INTAKE – CAPITAL REPLACEMENT



CAPITAL PLAN	Water – Replacement Reserves
CRP #	21-07-1
PROJECT BASIS:	Replace potentially failing components as a pro-active step towards preventing future failures that could delay the District from diverting river water to our storage reservoirs.
DESCRIPTION:	The intake system is located on the north side of the Cosumnes River. It is used to draw water from the Cosumnes river for the community's potable water storage. For this project we would evaluate intake piping, screening, and compressor and air piping that is utilized for backflushing the screens, and replace any necessary components to prolong the life of the water intake system.
ENVIRONMENTAL OR REGULATORY ISSUES:	None
RISK ASSESSMENT:	Medium
PROJECT BUDGET:	\$85,000 estimated
BASIS OF COST EST:	Stainless steel fasteners, piping, compressor for backflushing, and possible pipe repairs. If pipe replacement is needed, cost will be significantly higher, therefore two costs are shown.



CIP # 8

PROJECT TITLE: MAIN LIFT NORTH SEWER PUMP STATION GENERATOR – REPLACEMENT



CAPITAL PLAN	Sewer – Replacement Reserves
CRP #	21-08-2
PROJECT BASIS:	Replace existing tier 0, 338 HP generator with a tier 3 diesel or propane generator to comply with California air quality standards as well as to provide reliable back-up power at this critical sewer pump station.
DESCRIPTION:	The Main Lift North sewer pump station is the largest sewer pumping station in the District. It collects and pumps sewer from Units 1, 2, 3, 3b, and 4 in the North and all commercial and Murieta Village areas south of Highway 16 north of the river. The generator and electrical switchgear there allow the station to continue to operate in the event of power outages.
ENVIRONMENTAL OR REGULATORY ISSUES:	Updating of air quality permit for site required. Site power is shared with Sacramento Metro Fire Station 59 under an agreement and will need coordination with them.
RISK ASSESSMENT:	Medium
PROJECT BUDGET:	\$125,000 estimated
BASIS OF COST EST:	Budgetary estimate from generator vendor, for a fixed tier 3 generator, transfer switch, start-up and testing.